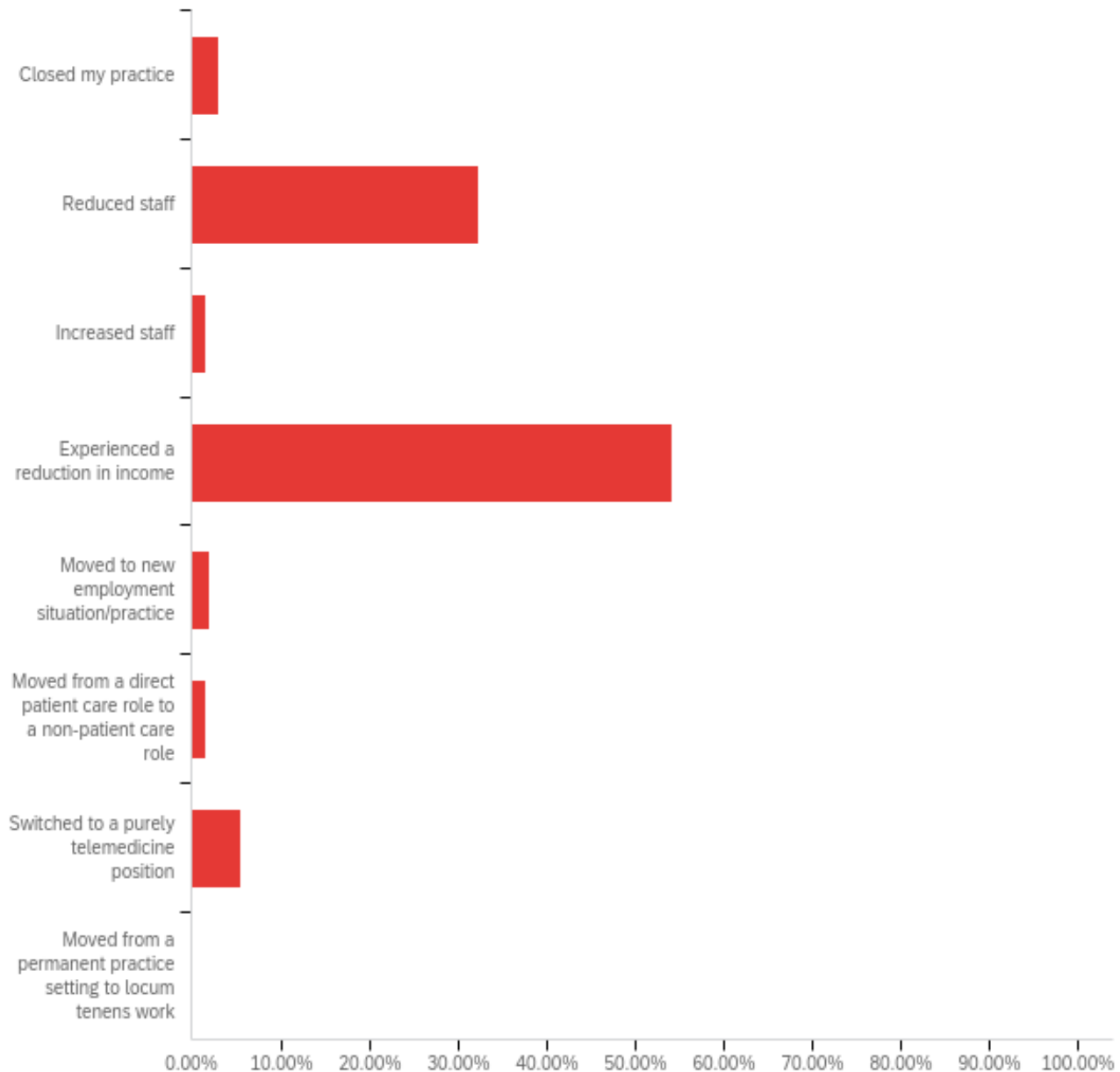


# NC- Default Report

MH Physicians Foundation COVID-19 Survey 7.6.20

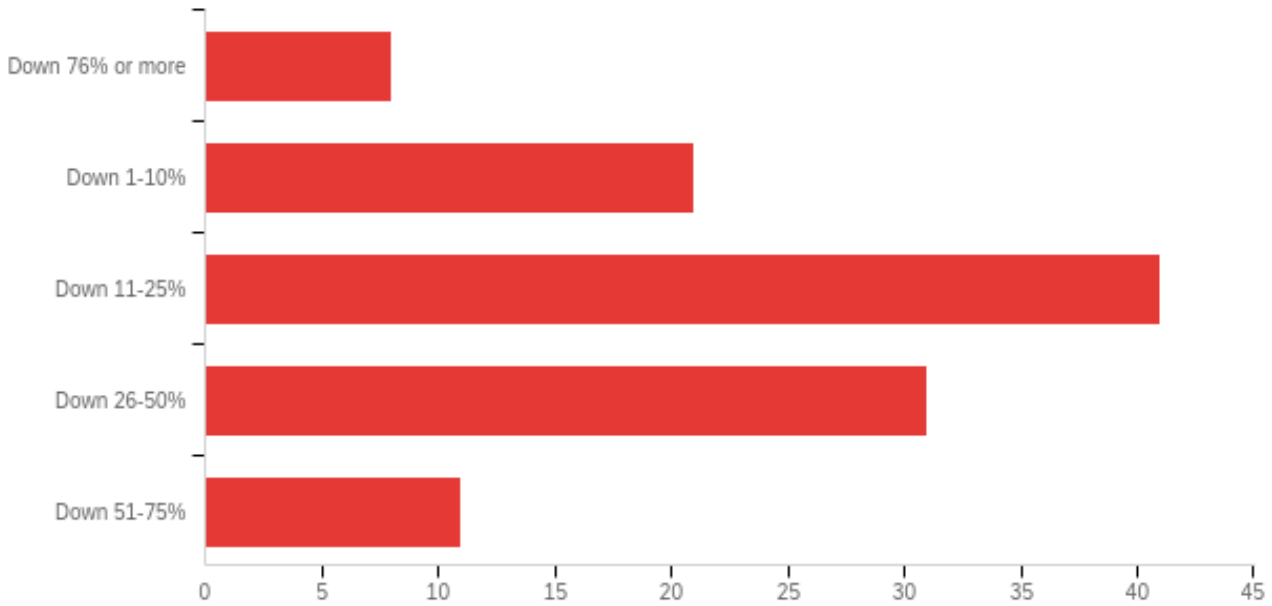
September 11th 2020, 1:21 pm CDT

**Q1 - Over the previous 4 months, have you done or experienced any of following as a result of Covid-19? (check all that apply)**



#	Over the previous 4 months, have you done or experienced any of following as a result of Covid-19? (check all that apply)	Count
1	Over the previous 4 months, have you done or experienced any of following as a result of Covid-19? (check all that apply)	134.00

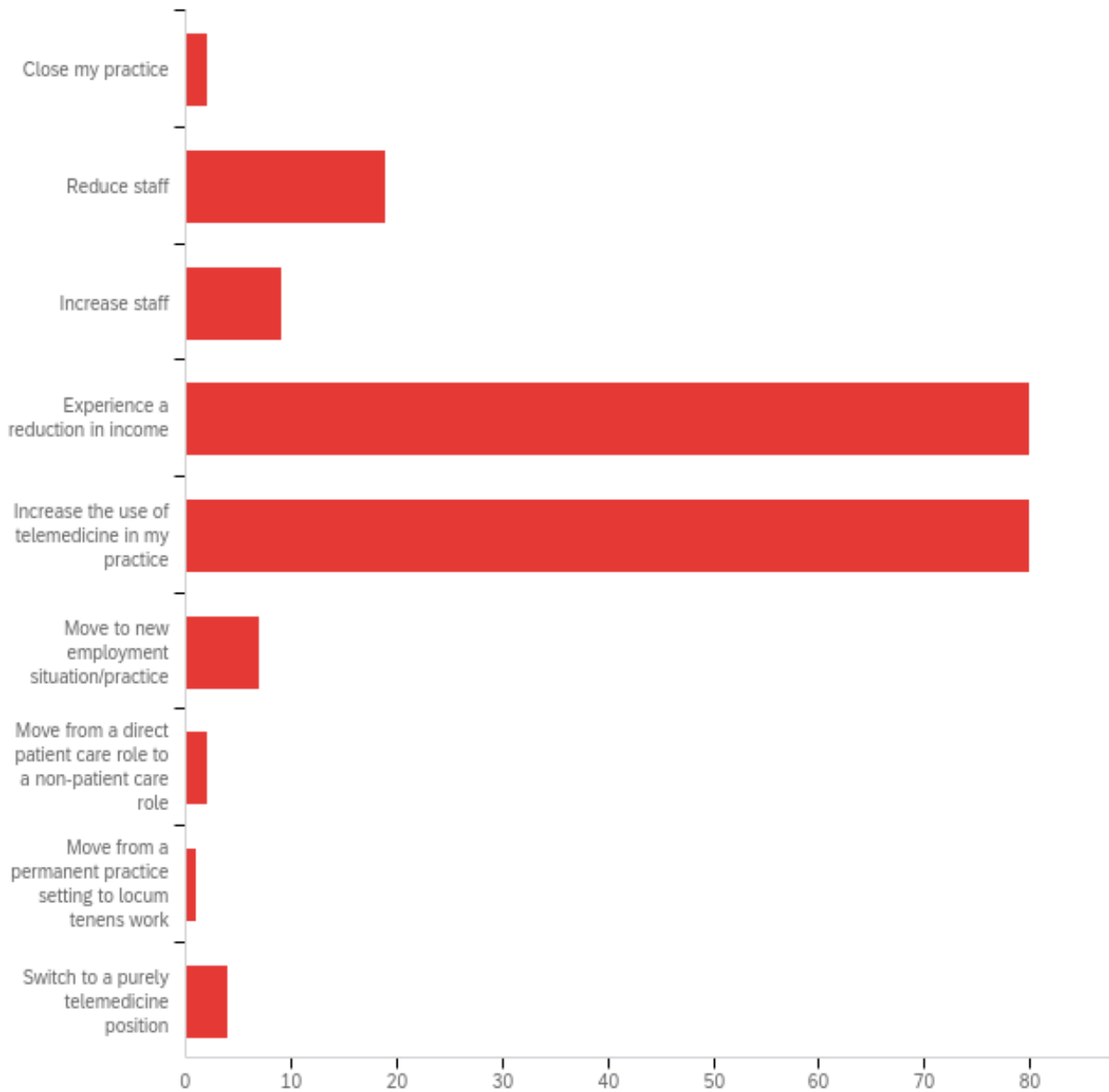
**Q1B - If you have experienced a reduction in income over the previous 4 months, by what percentage has it been reduced?**



#	Field	Minimum	Maximum	Mean	Std Deviation	Variance	Count
1	If you have experienced a reduction in income over the previous 4 months, by what percentage has it been reduced?	8.00	14.00	10.34	1.49	2.21	112

#	Answer	%	Count
8	Down 76% or more	7.14%	8
9	Down 1-10%	18.75%	21
10	Down 11-25%	36.61%	41
11	Down 26-50%	27.68%	31
14	Down 51-75%	9.82%	11
	Total	100%	112

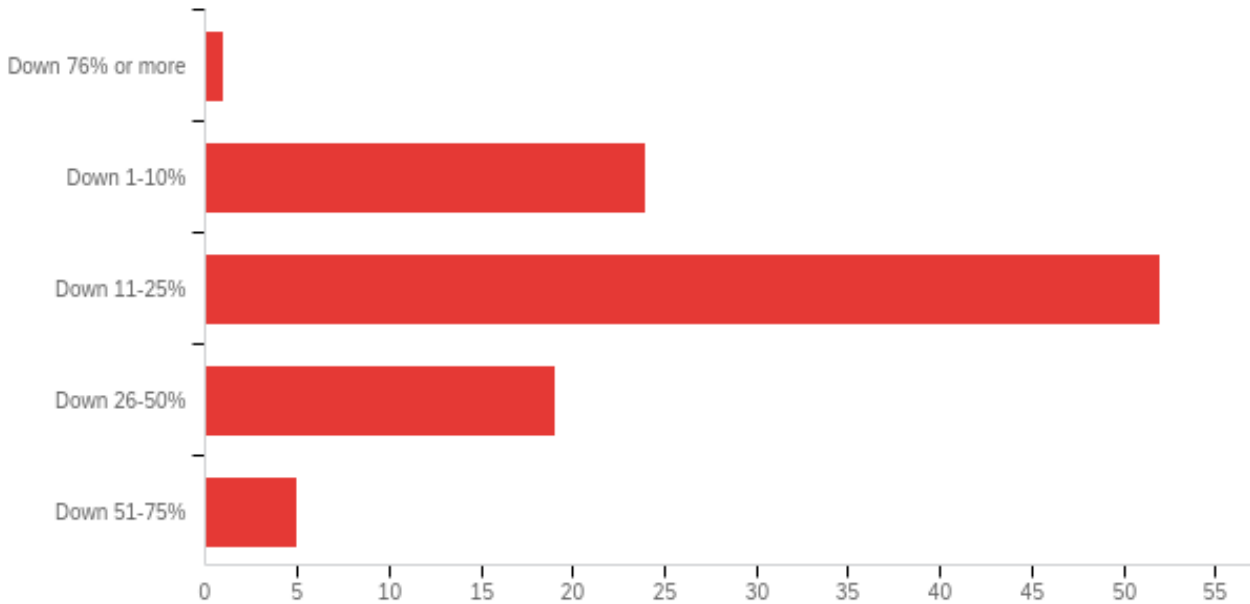
**Q2 - Within the next 12 months, will you initiate or experience any of the following changes to your medical practice as a result of Covid-19? (check all that apply).**



#	Answer	%	Count
2	Close my practice	0.98%	2
3	Reduce staff	9.31%	19
4	Increase staff	4.41%	9
5	Experience a reduction in income	39.22%	80

6	Increase the use of telemedicine in my practice	39.22%	80
7	Move to new employment situation/practice	3.43%	7
8	Move from a direct patient care role to a non-patient care role	0.98%	2
9	Move from a permanent practice setting to locum tenens work	0.49%	1
10	Switch to a purely telemedicine position	1.96%	4
	Total	100%	204

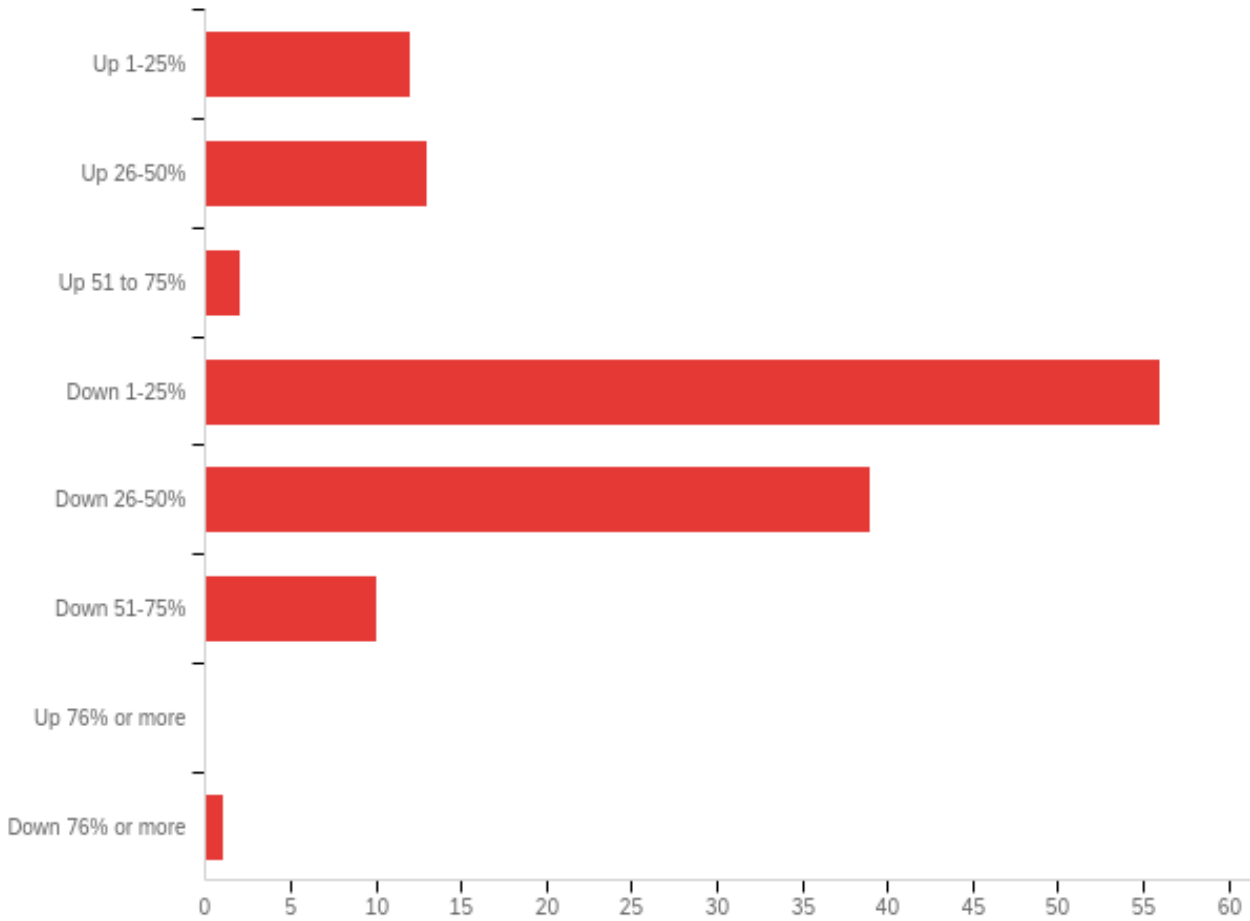
**Q2B - If you expect to experience a reduction in income in the next 12 months, by what percentage do you anticipate it being reduced?**



#	Field	Minimum	Maximum	Mean	Std Deviation	Variance	Count
1	If you expect to experience a reduction in income in the next 12 months, by what percentage do you anticipate it being reduced?	8.00	14.00	10.13	1.11	1.24	101

#	Answer	%	Count
8	Down 76% or more	0.99%	1
9	Down 1-10%	23.76%	24
10	Down 11-25%	51.49%	52
11	Down 26-50%	18.81%	19
14	Down 51-75%	4.95%	5
	Total	100%	101

**Q3 - Consider your practice volume in January, 2020 in work RVUs or number of patients seen. By what percent is your volume up or down now compared to then?**



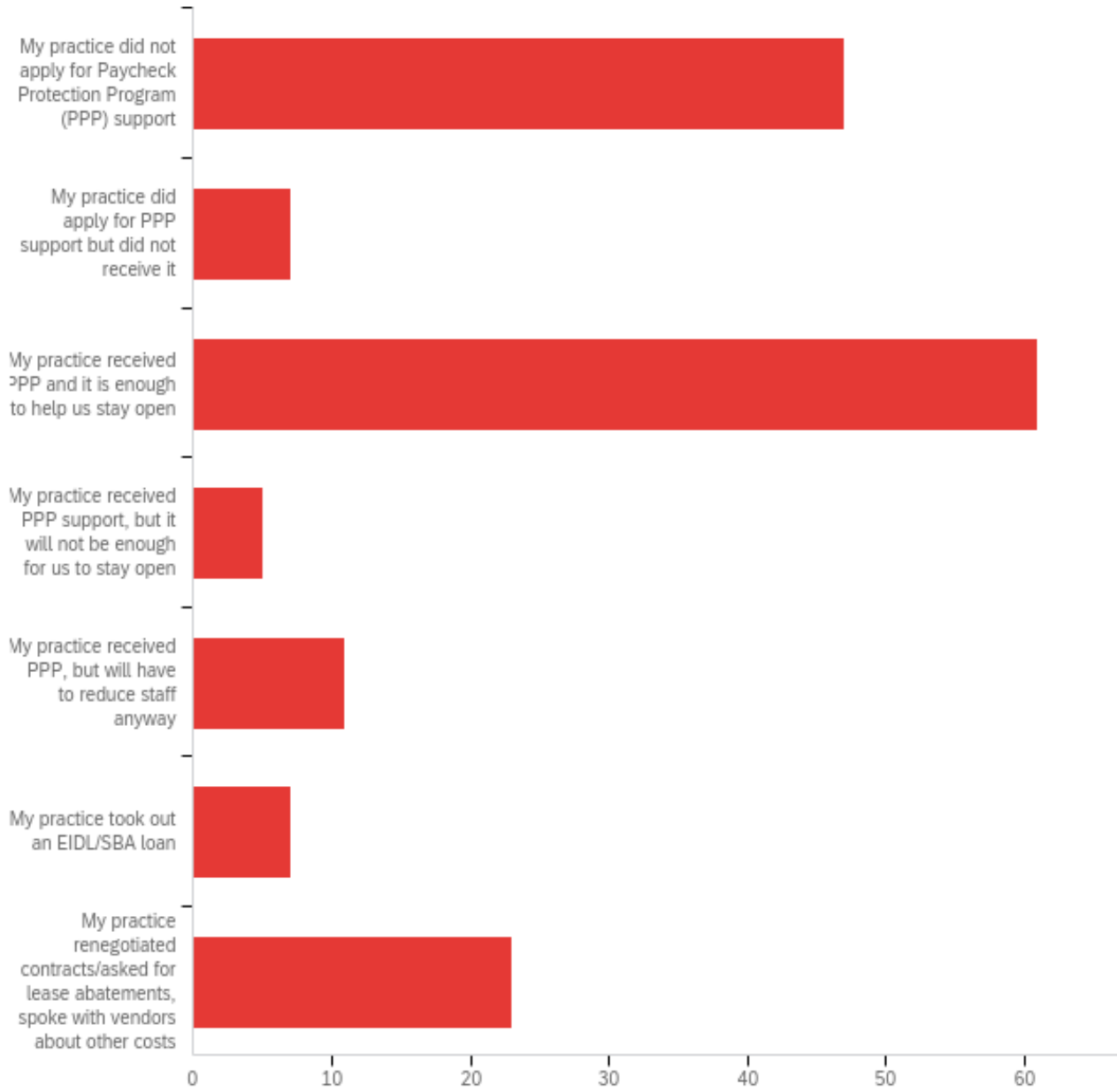
#	Field	Minimum	Maximum	Mean	Std Deviation	Variance	Count
1	Consider your practice volume in January, 2020 in work RVUs or number of patients seen. By what percent is your volume up or down now compared to then?	6.00	14.00	9.00	1.41	2.00	133

#	Answer	%	Count
6	Up 1-25%	9.02%	12
7	Up 26-50%	9.77%	13
8	Up 51 to 75%	1.50%	2

9	Down 1-25%	42.11%	56
10	Down 26-50%	29.32%	39
11	Down 51-75%	7.52%	10
13	Up 76% or more	0.00%	0
14	Down 76% or more	0.75%	1
	Total	100%	133



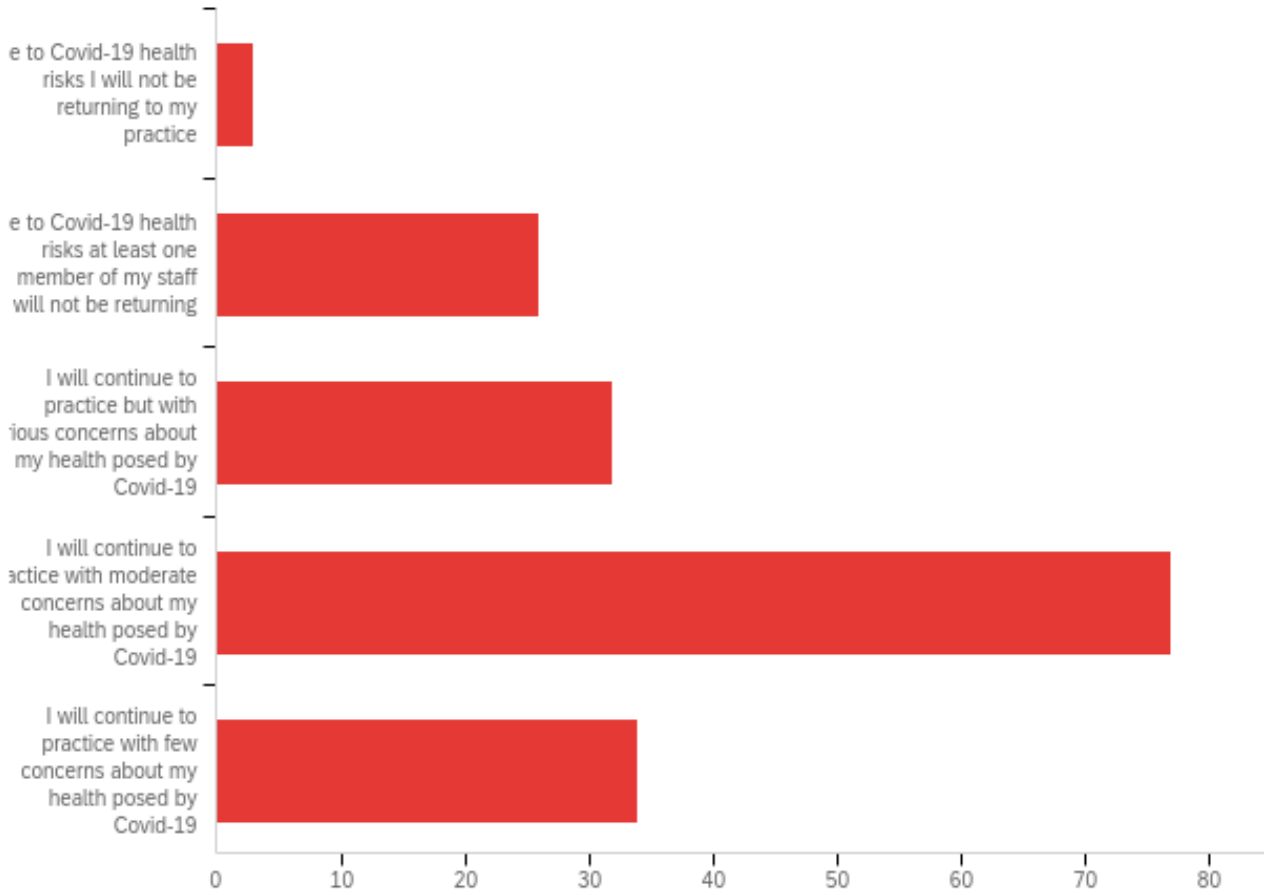
**Q4 - Please check all that apply:**



#	Answer	%	Count
1	My practice did not apply for Paycheck Protection Program (PPP) support	29.19%	47
2	My practice did apply for PPP support but did not receive it	4.35%	7
3	My practice received PPP and it is enough to help us stay open	37.89%	61
4	My practice received PPP support, but it will not be enough for us to stay open	3.11%	5
5	My practice received PPP, but will have to reduce staff anyway	6.83%	11

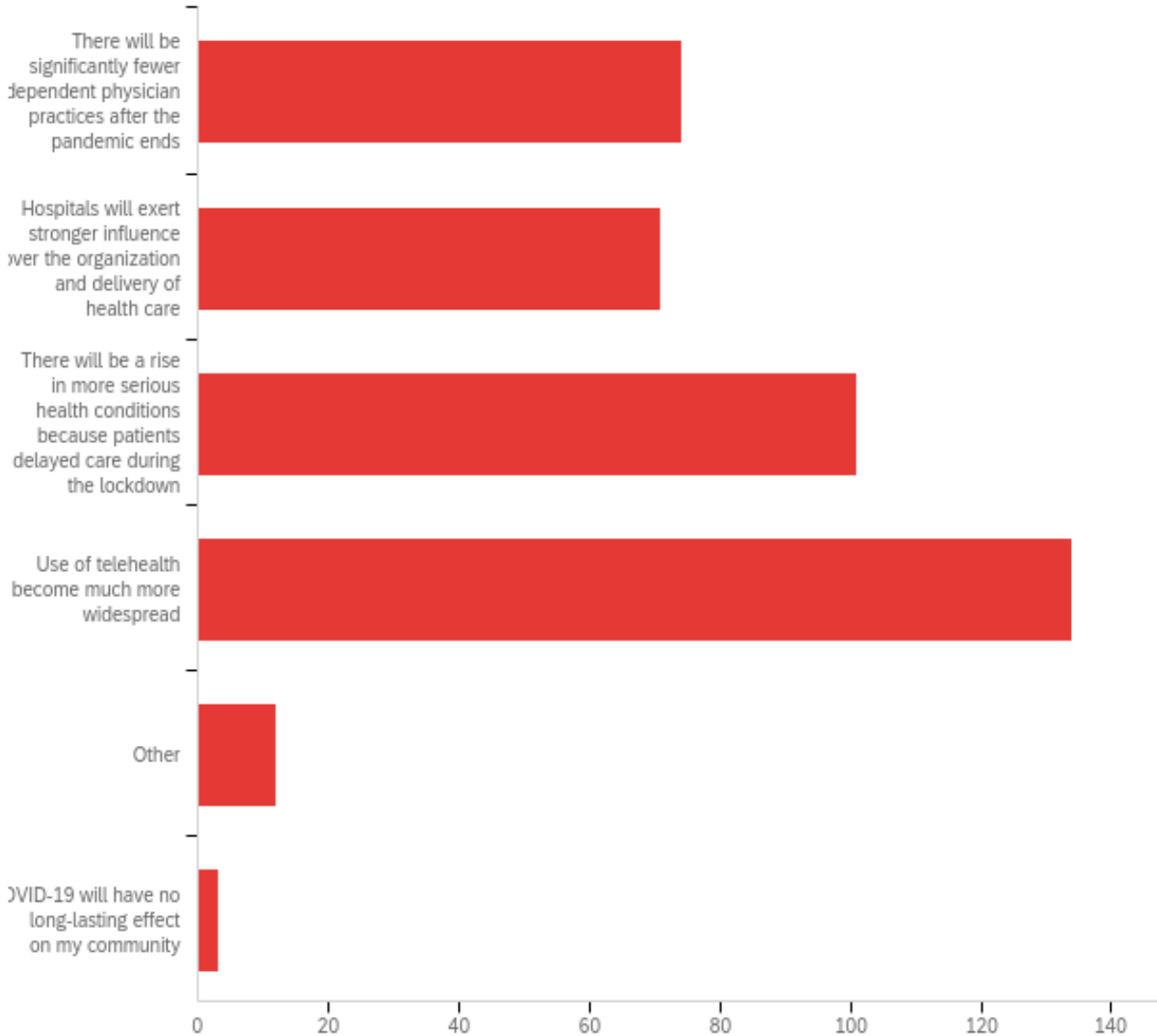
6	My practice took out an EIDL/SBA loan	4.35%	7
7	My practice renegotiated contracts/asked for lease abatements, spoke with vendors about other costs	14.29%	23
	Total	100%	161

**Q5 - Please check all that apply:**



#	Answer	%	Count
1	Due to Covid-19 health risks I will not be returning to my practice	1.74%	3
2	Due to Covid-19 health risks at least one member of my staff will not be returning	15.12%	26
3	I will continue to practice but with serious concerns about my health posed by Covid-19	18.60%	32
4	I will continue to practice with moderate concerns about my health posed by Covid-19	44.77%	77
5	I will continue to practice with few concerns about my health posed by Covid-19	19.77%	34
	Total	100%	172

**Q6 - In what ways will COVID-19 have long-lasting effects on how healthcare is organized and delivered in your community? Please select all that apply.**



#	Answer	%	Count
1	There will be significantly fewer independent physician practices after the pandemic ends	18.73%	74
2	Hospitals will exert stronger influence over the organization and delivery of health care	17.97%	71
3	There will be a rise in more serious health conditions because patients delayed care during the lockdown	25.57%	101
4	Use of telehealth will become much more widespread	33.92%	134
5	Other	3.04%	12
6	COVID-19 will have no long-lasting effect on my community	0.76%	3

## Q6\_5\_TEXT - Other

## Other - Text

---

there will be serious health conditions from economic insecurity with minimal social safety net

---

Insurance continues to get stronger and health care systems weaker

---

It will become harder for the Medicaid patients and the under-insured pariente to gain access to primary care practices.

---

We need to learn not to shut down with the next "pandemic"

---

it is too early to speculate about long term impacts

---

Lasting changes to healthcare education, national conferences

---

Disparities will increase

---

Physician staffing is unstable due to hospital losses from COVID

---

As hospitals control more practices, they will likely abandon rural areas since the ROI is poor- most independent practices are in rural locations not because there is lots of money to be made there, but because we are part of the community- Hospitals won't care and will close (like when Vidant bought hospitals and closed them)

---

Strange answer options on this question. I think more physicians will become independent post-covid now that a brighter light has been shined on the sleaziness of corporate medicine.

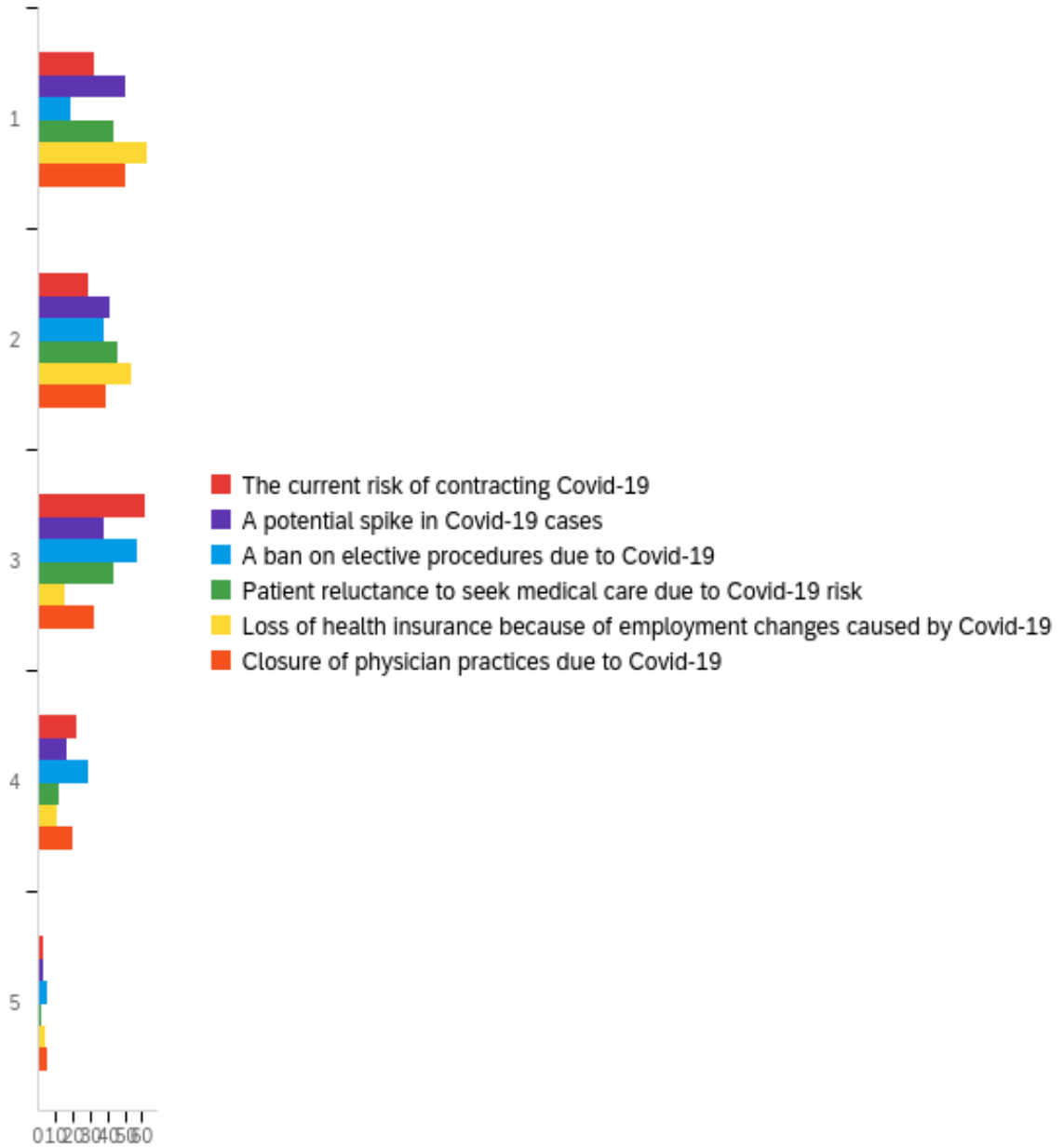
---

We need to change how we deliver care to people with chronic health conditions

---

Mental health needs have and will continue to increase

**Q7 - Rate the potential harm to patients of the following:**

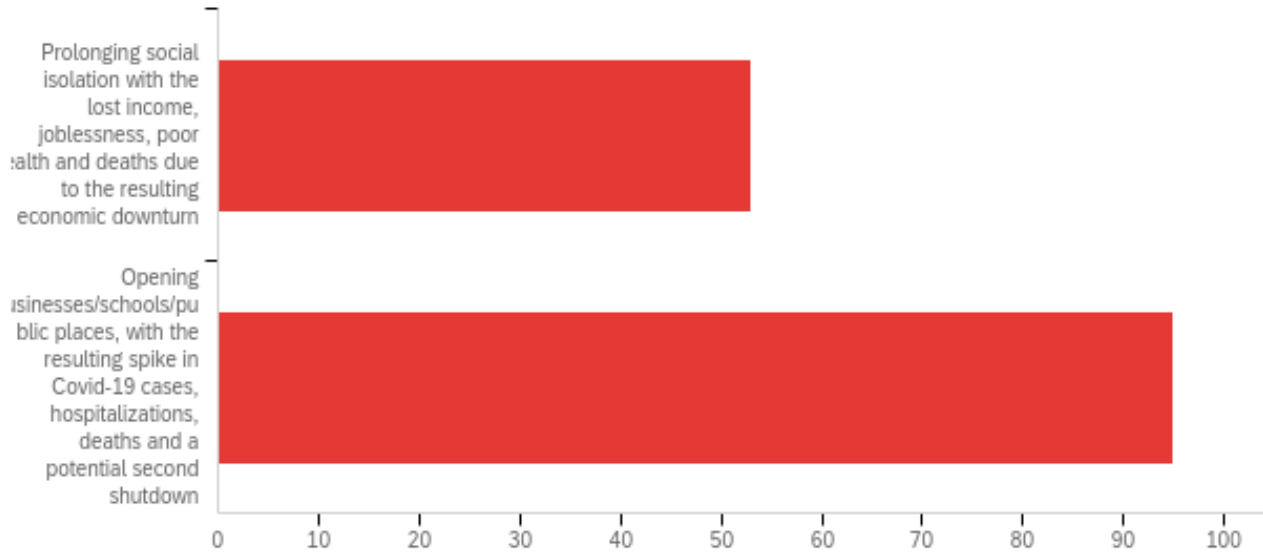


#	Field	Minimum	Maximum	Mean	Std Deviation	Variance	Count
1	The current risk of contracting Covid-19	11.00	16.00	13.34	1.39	1.94	148
2	A potential spike in Covid-19 cases	11.00	16.00	12.86	1.48	2.20	148
3	A ban on elective procedures due to Covid-19	11.00	16.00	13.62	1.26	1.60	148
4	Patient reluctance to seek medical care due to Covid-19 risk	11.00	16.00	12.91	1.39	1.92	148
5	Loss of health insurance because of employment changes caused by Covid-19	11.00	16.00	12.48	1.44	2.09	147

6	Closure of physician practices due to Covid-19	11.00	16.00	12.90	1.56	2.45	147
---	--	-------	-------	-------	------	------	-----

#	Question	1	2	3	4	5	Total					
1	The current risk of contracting Covid-19	21.62%	32	19.59%	29	41.89%	62	14.86%	22	2.03%	3	148
2	A potential spike in Covid-19 cases	33.78%	50	27.70%	41	25.68%	38	10.81%	16	2.03%	3	148
3	A ban on elective procedures due to Covid-19	12.84%	19	25.68%	38	38.51%	57	19.59%	29	3.38%	5	148
4	Patient reluctance to seek medical care due to Covid-19 risk	29.73%	44	31.08%	46	29.73%	44	8.11%	12	1.35%	2	148
5	Loss of health insurance because of employment changes caused by Covid-19	42.86%	63	36.73%	54	10.20%	15	7.48%	11	2.72%	4	147
6	Closure of physician practices due to Covid-19	34.69%	51	26.53%	39	21.77%	32	13.61%	20	3.40%	5	147

### Q8 - Which option presents the greatest health risk to patients?

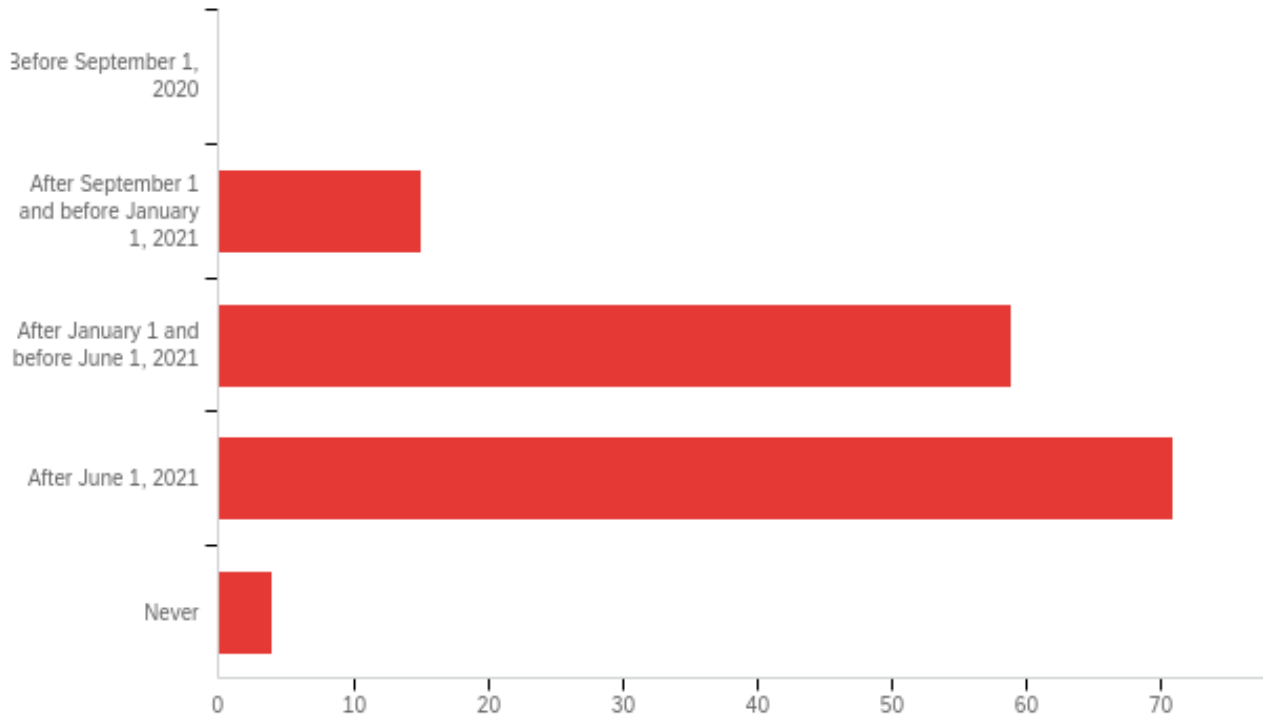


#	Field	Minimum	Maximum	Mean	Std Deviation	Variance	Count
1	Which option presents the greatest health risk to patients?	1.00	2.00	1.64	0.48	0.23	148

#	Answer	%	Count
1	Prolonging social isolation with the lost income, joblessness, poor health and deaths due to the resulting economic downturn	35.81%	53
2	Opening businesses/schools/public places, with the resulting spike in Covid-19 cases, hospitalizations, deaths and a potential second shutdown	64.19%	95
	Total	100%	148



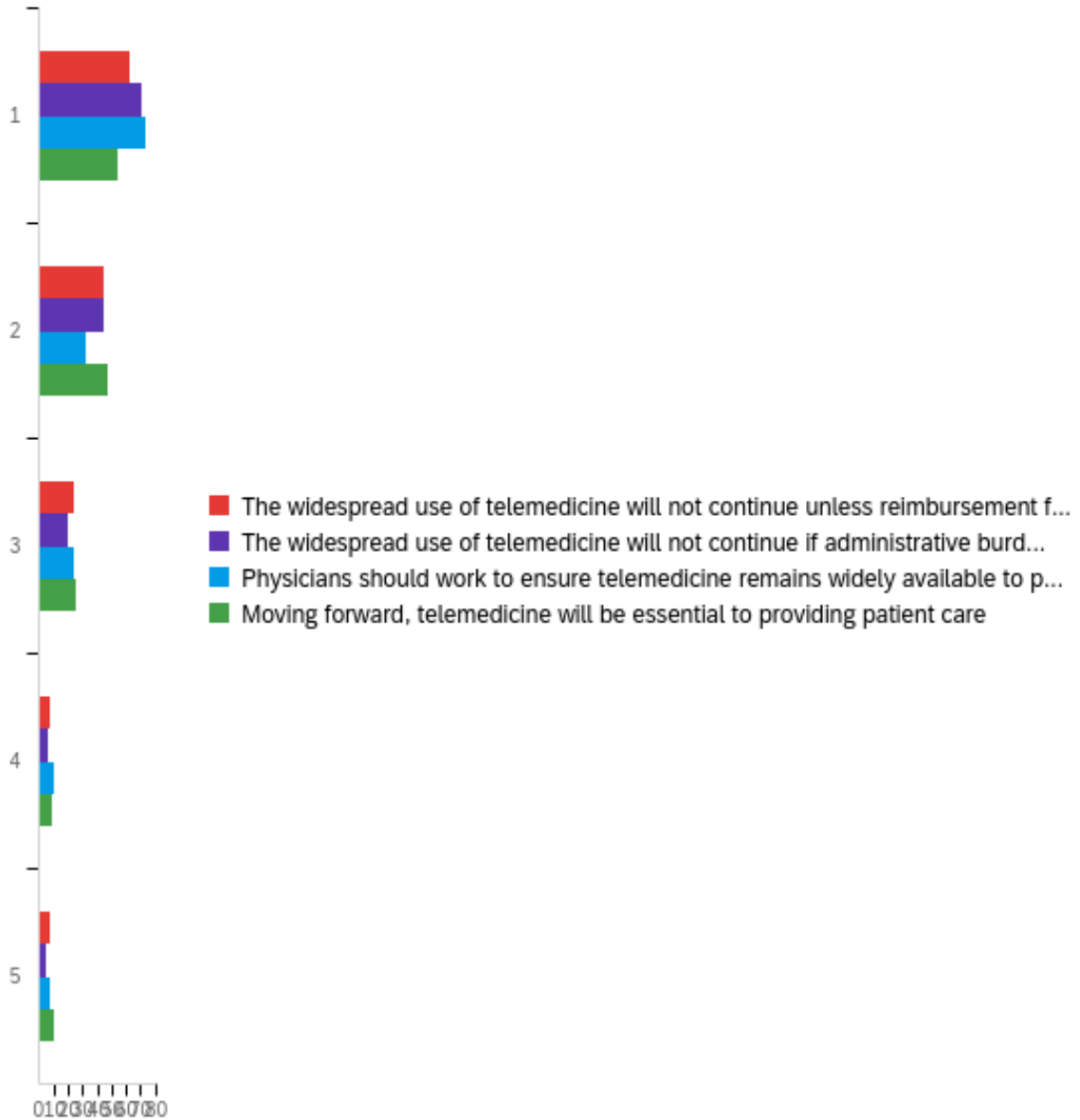
**Q9 - When do you believe the coronavirus pandemic will be under control in the U.S. and risk of contracting Covid-19 will be minimal?**



#	Field	Minimum	Maximum	Mean	Std Deviation	Variance	Count
1	When do you believe the coronavirus pandemic will be under control in the U.S. and risk of contracting Covid-19 will be minimal?	2.00	5.00	3.43	0.71	0.50	149

#	Answer	%	Count
1	Before September 1, 2020	0.00%	0
2	After September 1 and before January 1, 2021	10.07%	15
3	After January 1 and before June 1, 2021	39.60%	59
4	After June 1, 2021	47.65%	71
5	Never	2.68%	4
	Total	100%	149

**Q10 - Please indicate whether you agree or disagree with the following:**

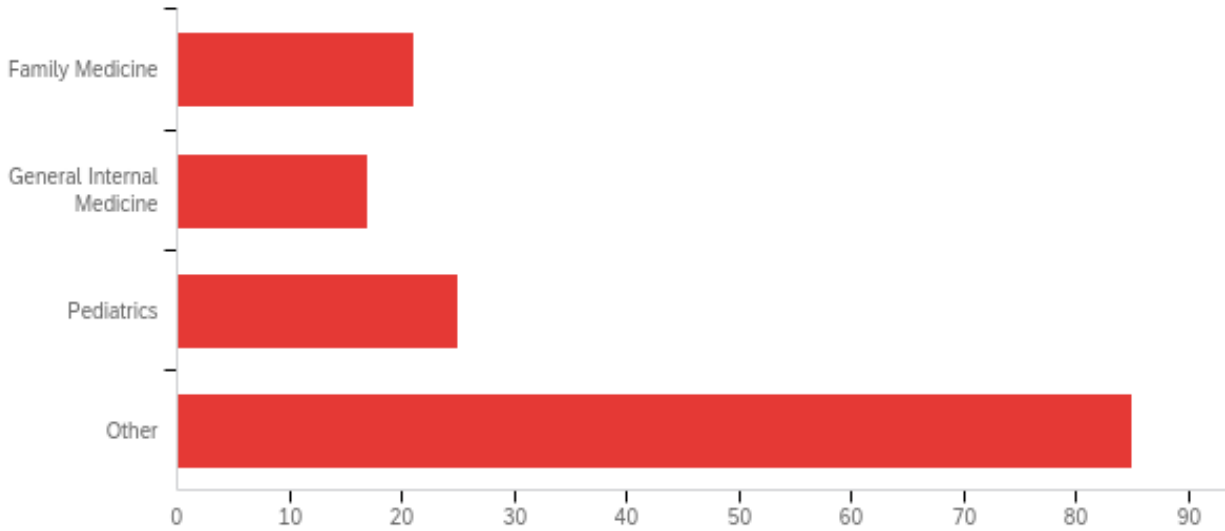


#	Field	Minimum	Maximum	Mean	Std Deviation	Variance	Count
1	The widespread use of telemedicine will not continue unless reimbursement for telemedicine and in-person services is made comparable	11.00	16.00	12.56	1.53	2.33	147
2	The widespread use of telemedicine will not continue if administrative burdens are put back in place	11.00	16.00	12.35	1.46	2.12	147
3	Physicians should work to ensure telemedicine remains widely available to patients	11.00	16.00	12.47	1.60	2.57	148

4	Moving forward, telemedicine will be essential to providing patient care	11.00	16.00	12.78	1.59	2.52	148
---	--	-------	-------	-------	------	------	-----

#	Question	1	2	3	4	5	Total
1	The widespread use of telemedicine will not continue unless reimbursement for telemedicine and in-person services is made comparable	42.86% 63	30.61% 45	16.33% 24	5.44% 8	4.76% 7	147
2	The widespread use of telemedicine will not continue if administrative burdens are put back in place	48.30% 71	30.61% 45	13.61% 20	4.08% 6	3.40% 5	147
3	Physicians should work to ensure telemedicine remains widely available to patients	49.32% 73	22.30% 33	16.22% 24	7.43% 11	4.73% 7	148
4	Moving forward, telemedicine will be essential to providing patient care	37.16% 55	31.76% 47	17.57% 26	6.08% 9	7.43% 11	148

**Q11 - What is your specialty?**



#	Field	Minimum	Maximum	Mean	Std Deviation	Variance	Count
1	What is your specialty? - Selected Choice	6.00	9.00	8.18	1.11	1.23	148

#	Answer	%	Count
6	Family Medicine	14.19%	21
7	General Internal Medicine	11.49%	17
8	Pediatrics	16.89%	25
9	Other	57.43%	85
	Total	100%	148

**Q11\_9\_TEXT - Other**

Other - Text

---

ob-gyn

---

ENT

Endocrinology and diabetes

---

GU

---

IR

---

ophthalmology

---

hem/onc

---

Dermatology

---

psychiatry

---

Urology

---

Ophthalmologist

---

Retired

---

EM

---

derm

---

Radiation oncology

---

Rheumatology

---

Ophthalmology

---

Gynecology

---

Pediatric hospital medicine

---

Cardiology

---

neonatology

---

Radiology

---

endocrinology

---

infectious disease

---

Endocrinologist

---

Interventional cardiology

---

Orthopedics

---

Radiology

---

ent

---

otolaryngology

---

Dermatology

---

allergy

Ophthalmologist

---

Cardiology

---

Gynecology

---

psychiatry

---

Psychiatry

---

Radiology

---

Psych/ child psych

---

Gastroenterology

---

Emergency Medicine

---

Neurology

---

Rheumatology

---

Endocrinology and diabetes

---

Dermatology

---

Orthopedics

---

Hospice and Palliative Medicine

---

urology

---

Psychiatry

---

Neurology

---

Ophthalmology

---

Ophthalmology

---

Med/Peds

---

PM&R

---

Allergy Immunology

---

Occupational Medicine

---

Ophthalmologist

---

Endocrinology

---

Neurology

---

OB-GYN

---

Dermatology

---

Rheumatology

obgyn

---

OB GYN

---

Occupational medicine and urgent care

---

Obgyn

---

Psychiatry

---

dermatology

---

Med/peds primary care

---

emergency medicine

---

Pediatric Anesthesiology

---

Emergency medicine

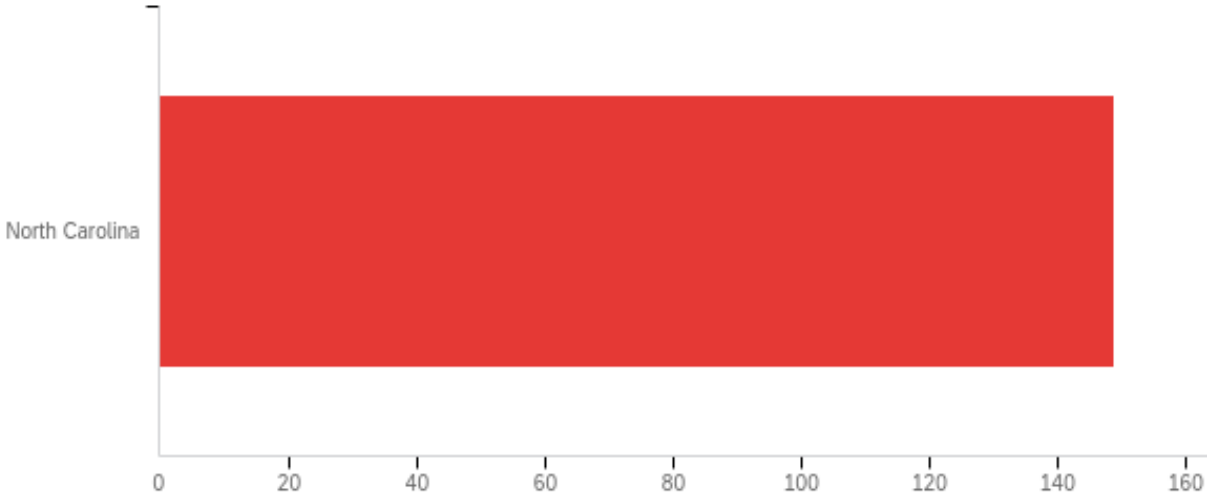
---

emergency medicine

---

Pediatric surgery

**Q12 - 50 States, D.C. and Puerto Rico**

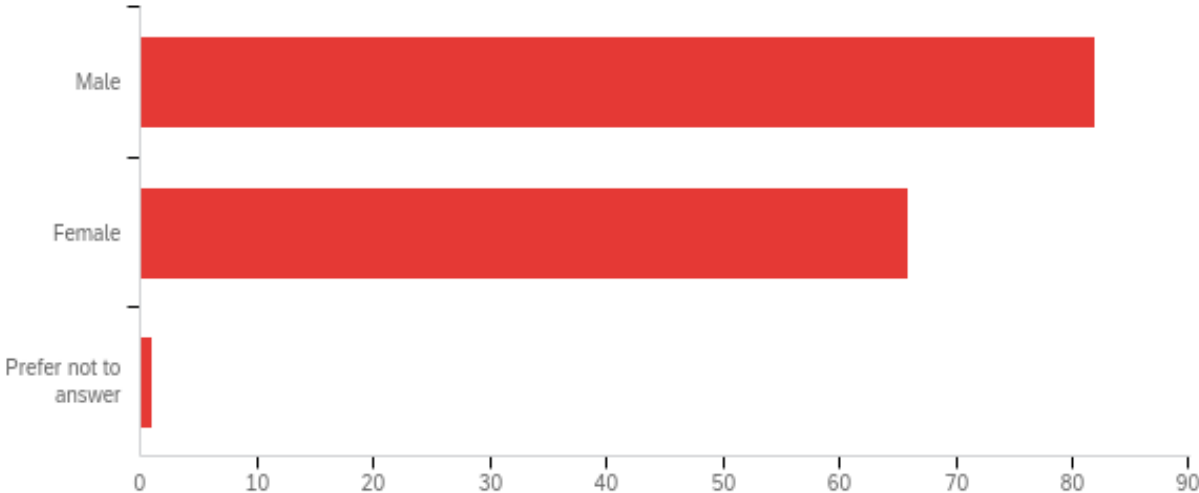


#	Field	Minimum	Maximum	Mean	Std Deviation	Variance	Count
1	50 States, D.C. and Puerto Rico	34.00	34.00	34.00	0.00	0.00	149

#	Answer	%	Count
1	North Carolina	100.00%	149
	Total	100%	149



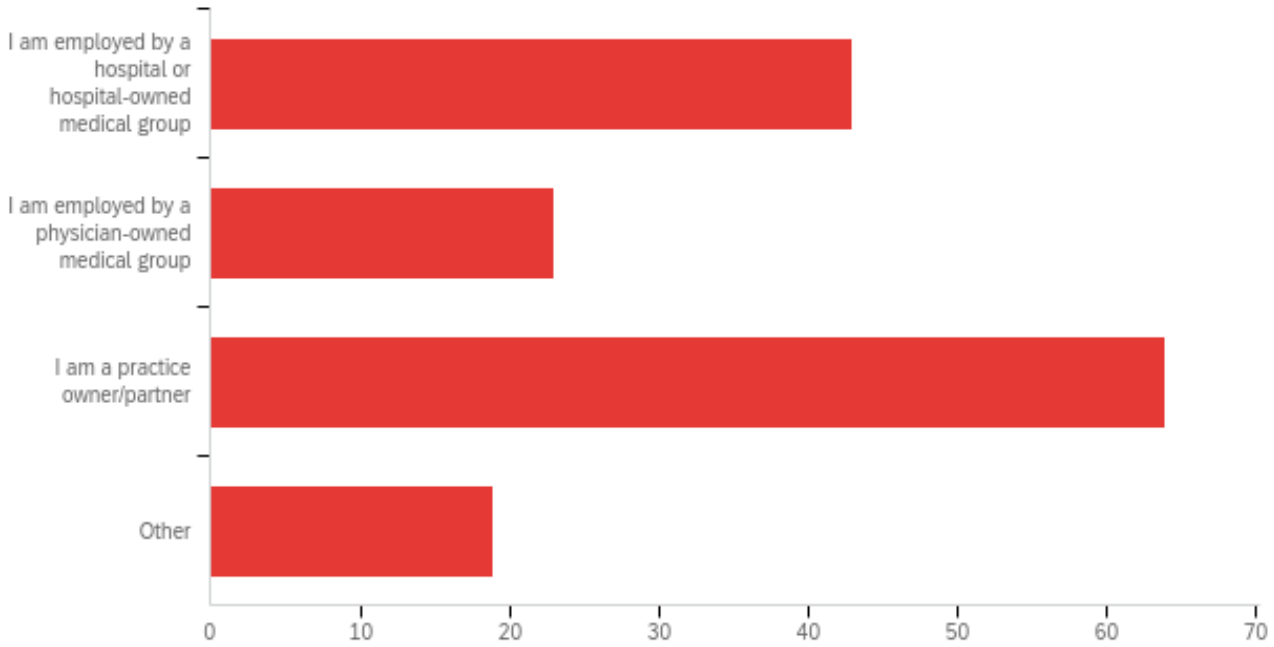
**Q13 - What is your gender?**



#	Field	Minimum	Maximum	Mean	Std Deviation	Variance	Count
1	What is your gender?	1.00	3.00	1.46	0.51	0.26	149

#	Answer	%	Count
1	Male	55.03%	82
2	Female	44.30%	66
3	Prefer not to answer	0.67%	1
	Total	100%	149

### Q14 - Which best describes your current practice status?



#	Field	Minimum	Maximum	Mean	Std Deviation	Variance	Count
1	Which best describes your current practice status?	1.00	4.00	2.40	1.04	1.07	149

#	Answer	%	Count
1	I am employed by a hospital or hospital-owned medical group	28.86%	43
2	I am employed by a physician-owned medical group	15.44%	23
3	I am a practice owner/partner	42.95%	64
4	Other	12.75%	19
	Total	100%	149