



# **2014/2015 CHAPTER PROFILE**

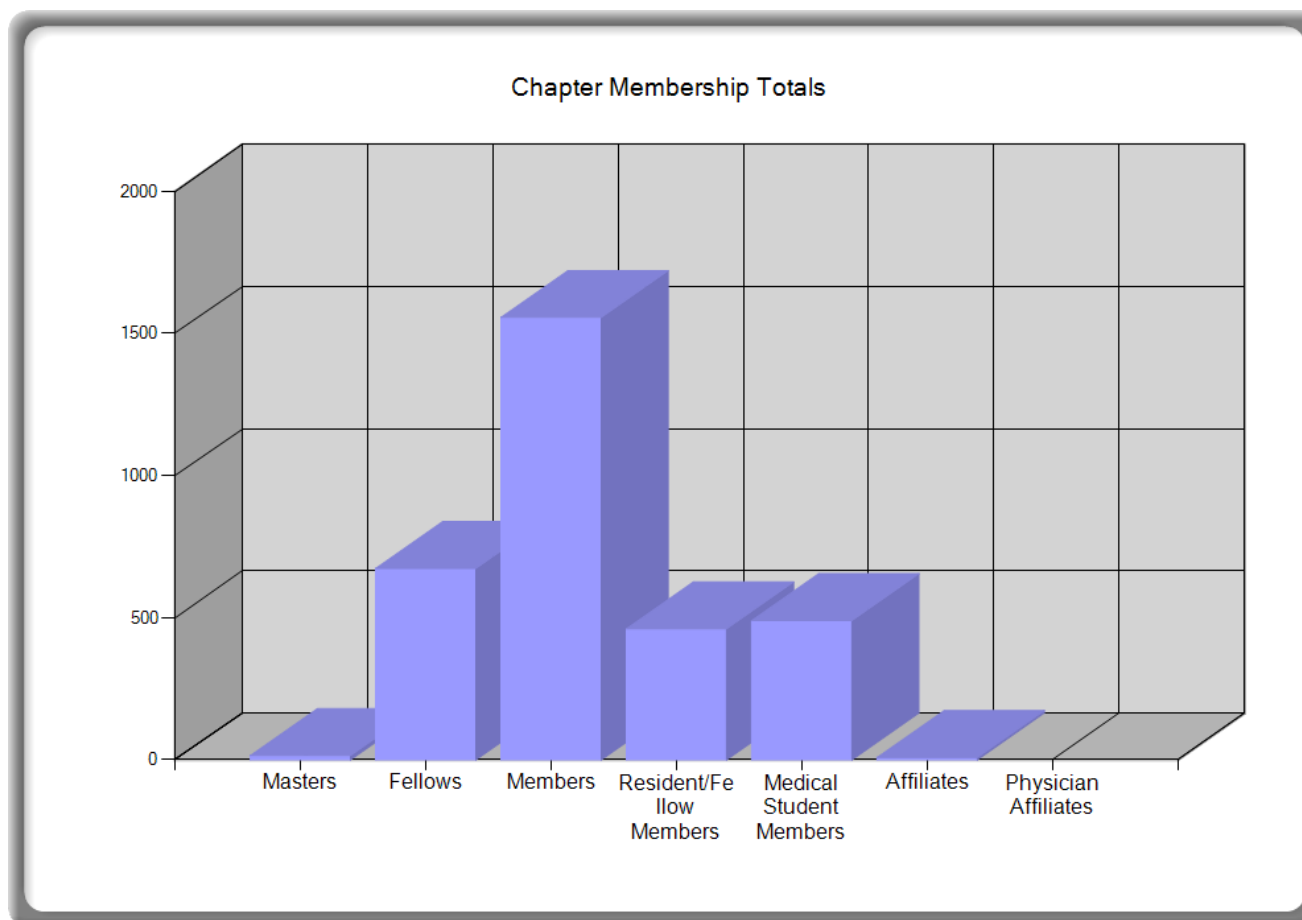
**Preliminary Report**

**North Carolina**

**I. Membership Totals**

## Chapter Membership Totals

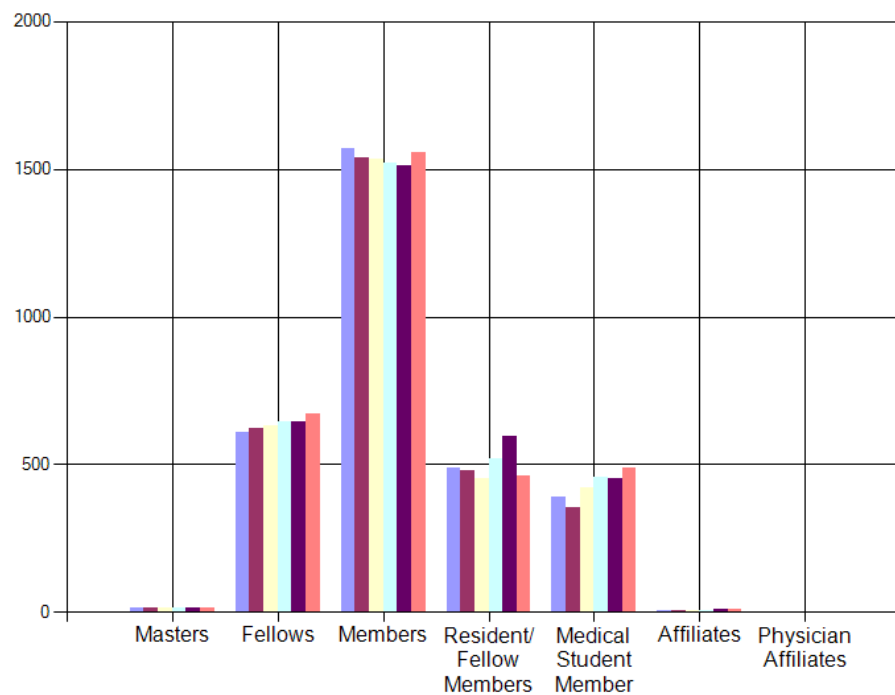
Member Class	Total	% of Total
Masters	15	0.5%
Fellows	673	21.0%
Members	1556	48.6%
Resident/Fellow Members	461	14.4%
Medical Student Members	490	15.3%
Affiliates	8	0.2%
Physician Affiliates	0	0.0%
Total	3203	100.0%



## Chapter Membership Totals - Five Year History

Member Class	2010	2011	2012	2013	2014	2015	5 Year Change (%)
Masters	12	14	14	15	15	15	25.0%
Fellows	611	624	633	646	645	673	10.1%
Members	1568	1540	1534	1523	1511	1556	-0.8%
Resident/Fellow Members	490	481	451	519	595	461	-5.9%
Subtotal (No Medical Students, Affiliates)	2681	2659	2632	2703	2766	2705	0.9%
Medical Student Member	388	352	422	456	453	490	26.3%
Affiliates	1	1	5	4	8	8	700.0%
Physician Affiliates	0	0	0	0	0	0	0.0%
Grand Total	3070	3012	3059	3163	3227	3203	4.3%
Yearly Change (%)		-1.9%	1.6%	3.4%	2.0%	-0.7%	

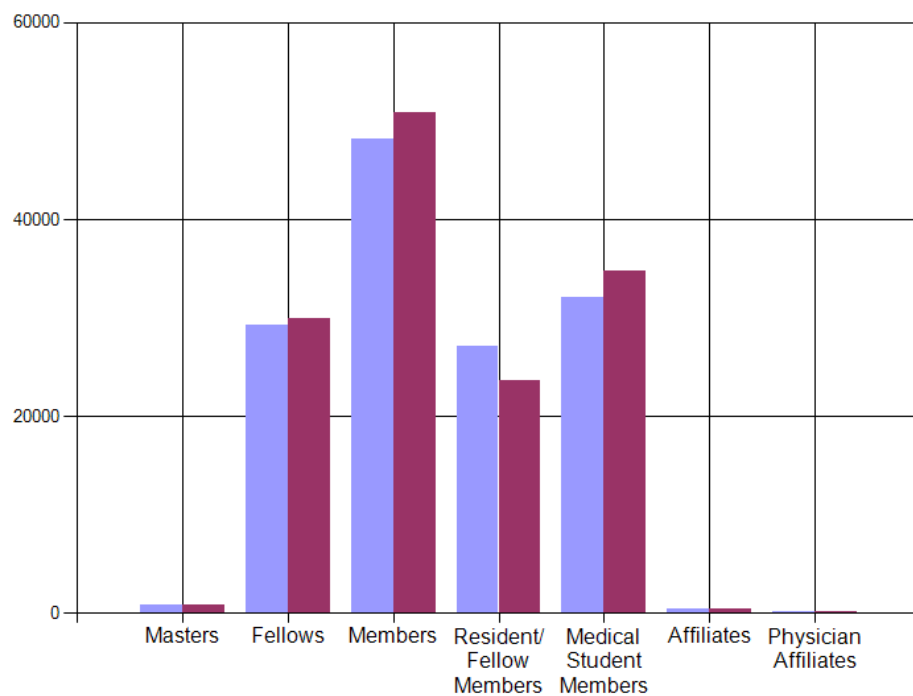
Chapter Membership Totals - Five Year History



## ACP Membership Totals - Two Year History

Member Class	June 2014	June 2015	Yearly Change (%)
Masters	798	833	4.4%
Fellows	29326	29908	2.0%
Members	48151	50834	5.6%
Resident/Fellow Members	27161	23619	-13.0%
Medical Student Members	32084	34795	8.4%
Affiliates	399	429	7.5%
Physician Affiliates	123	184	49.6%
Total	138042	140602	1.9%

ACP Membership Totals - Two Year History



**II. Administrative Information****Chapter Staff**

<b>North Carolina</b>	<b>Of 14 Medium to Large Chapters</b>	<b>(%)</b>	<b>Of All 75 Chapters</b>	<b>(%)</b>
Yes	14	100.0%	72	96.0%

**Hiring Arrangement**

<b>Arrangement</b>	<b>North Carolina</b>	<b>Of 14 Medium to Large Chapters</b>	<b>(%)</b>	<b>Of All 75 Chapters</b>	<b>(%)</b>
Utilize existing staff in Gov's office and reimburse	No	1	7.1%	5	6.7%
Contract through local medical association	Yes	5	35.7%	13	17.3%
Contract through management firm	No	1	7.1%	7	9.3%
Direct employment for chapter management only	No	2	14.3%	9	12.0%
Independent Contractor	No	5	35.7%	33	44.0%
No Staff	No	0	0.0%	3	4.0%
Other	No	0	0.0%	5	6.7%

**Other Support**

<b>Support</b>	<b>North Carolina</b>	<b>Of 14 Medium to Large Chapters</b>	<b>(%)</b>	<b>Of All 75 Chapters</b>	<b>(%)</b>
Executive Director	Yes	10	71.4%	42	56.0%
Office Manager	Yes	1	7.1%	5	6.7%
Accountant	Yes	10	71.4%	44	58.7%
Lawyer	No	0	0.0%	6	8.0%
Lobbyist	No	1	7.1%	4	5.3%
Other	No	3	21.4%	12	16.0%

**Average Number of Hours Spent on ACP Work / Week**

<b>Support</b>	<b>North Carolina</b>	<b>Average For 14 Medium to Large Chapters</b>	<b>Average For All 75 Chapters</b>
By the Governor:	4	9.8	9.2
By Primary Staff:	7	18.4	17.0
By Other Staff:	5	3.6	3.5

**III. Chapter Membership and Council Diversity**

## Chapter Council

North Carolina	Of 14 Medium to Large Chapters	(%)	Of All 75 Chapters	(%)
Yes	14	100.0%	75	100.0%

## Chapter Council by Role

Role	North Carolina	Of 14 Medium to Large Chapters	(%)	Of All 75 Chapters	(%)
Resident/Fellow Member	No	11	78.6%	42	56.0%
Chief Resident	No	5	35.7%	22	29.3%
Medical Student Member	No	12	85.7%	52	69.3%
Treasurer/Finance Committee Chair	Yes	14	100.0%	69	92.0%
Early Career Physician Member	No	10	71.4%	57	76.0%

## Chapter Membership by Age

Age	Master	(%)	Fellow	(%)	Member	(%)	Resident / Fellow Member	(%)	Total	(%)	Average For 14 Medium to Large Chapters	(%)	Average For All 75 Chapters	(%)
20's	0	0.0%	0	0.0%	14	0.9%	223	48.4%	237	8.8%	173.9	9.4%	154.2	11.0%
30's	0	0.0%	23	3.4%	371	23.8%	219	47.5%	613	22.7%	469.2	25.3%	352.9	25.2%
40's	0	0.0%	132	19.6%	466	29.9%	17	3.7%	615	22.7%	349.6	18.9%	246.6	17.6%
50's	0	0.0%	172	25.6%	358	23.0%	2	0.4%	532	19.7%	353.3	19.1%	262.8	18.7%
60's	3	20.0%	185	27.5%	212	13.6%	0	0.0%	400	14.8%	277.5	15.0%	208.9	14.9%
70's	7	46.7%	84	12.5%	72	4.6%	0	0.0%	163	6.0%	113.9	6.1%	89.1	6.4%
80+	5	33.3%	77	11.4%	62	4.0%	0	0.0%	144	5.3%	115.0	6.2%	87.1	6.2%
Unspecified	0	0.0%	0	0.0%	1	0.1%	0	0.0%	1	0.0%	1.1	0.1%	0.9	0.1%
Total	15		673		1556		461		2705		1853.5		1402.6	

## Chapter Council by Age

Age	Council	(%)	Average For 14 Medium to Large Chapters	(%)	Average For All 75 Chapters	(%)
20's	0	0.0%	2.3	8.4%	1.4	7.0%
30's	2	11.8%	5.0	18.3%	3.5	17.6%
40's	4	23.5%	6.1	22.5%	4.8	23.7%
50's	5	29.4%	6.4	23.5%	4.7	23.5%
60's	6	35.3%	5.3	19.3%	4.1	20.1%
70's	0	0.0%	1.7	6.3%	1.3	6.2%
80+	0	0.0%	0.4	1.6%	0.3	1.4%
Unspecified	0	0.0%	0.1	0.3%	0.1	0.4%
Total	17	100.0%	27.4	100.0%	20.1	100.0%

## Chapter Membership by Ethnicity

Ethnicity	Master	(%)	Fellow	(%)	Member	(%)	Resident / Fellow Member	(%)	Total	(%)	Average For 14 Medium to Large Chapters	(%)	Average For All 75 Chapters	(%)
African/African American	0	0.0%	42	6.2%	158	10.2%	35	7.6%	235	8.7%	116.9	6.3%	59.4	4.2%
Arabic	0	0.0%	5	0.7%	25	1.6%	7	1.5%	37	1.4%	31.5	1.7%	32.9	2.3%
Asian/Asian American	0	0.0%	35	5.2%	102	6.6%	41	8.9%	178	6.6%	170.9	9.2%	149.7	10.7%
Hispanic	0	0.0%	15	2.2%	28	1.8%	13	2.8%	56	2.1%	47.8	2.6%	71.5	5.1%
Indian/Pakistani	0	0.0%	43	6.4%	150	9.6%	44	9.5%	237	8.8%	192.7	10.4%	155.5	11.1%
Native American/Alaskan Native	0	0.0%	1	0.2%	4	0.3%	0	0.0%	5	0.2%	2.4	0.1%	1.5	0.1%
Other	0	0.0%	12	1.8%	45	2.9%	10	2.2%	67	2.5%	48.0	2.6%	40.7	2.9%
Pacific Islander	0	0.0%	0	0.0%	3	0.2%	0	0.0%	3	0.1%	4.9	0.3%	3.7	0.3%
White, not of Hispanic Origin	13	86.7%	456	67.8%	834	53.6%	262	56.8%	1565	57.9%	957.1	51.6%	673.9	48.0%
Unspecified	2	13.3%	64	9.5%	207	13.3%	49	10.6%	322	11.9%	281.3	15.2%	213.9	15.2%
Total	15		673		1556		461		2705		1853.5		1402.6	

## Chapter Council by Ethnicity

Ethnicity	North Carolina	(%)	Average For 14 Medium to Large Chapters	(%)	Average For All 75 Chapters	(%)
African/African American	0	0.0%	1.4	5.0%	0.6	3.1%
Arabic	0	0.0%	0.3	1.0%	0.3	1.3%
Asian/Asian American	4	23.5%	2.1	7.6%	1.3	6.4%
Hispanic	0	0.0%	0.6	2.1%	1.1	5.4%
Indian/Pakistani	0	0.0%	2.9	10.4%	1.7	8.3%
Native American/Alaskan Native	0	0.0%	0.0	0.0%	0.0	0.1%
Other	0	0.0%	0.4	1.6%	0.4	2.1%
Pacific Islander	0	0.0%	0.1	0.3%	0.1	0.4%
White, not of Hispanic Origin	13	76.5%	18.1	66.3%	12.9	64.2%
Unspecified	0	0.0%	1.6	5.7%	1.7	8.5%
Total	17	100.0%	27.4	100.0%	20.1	100.0%

## Chapter Membership by Gender

Gender	Master	(%)	Fellow	(%)	Member	(%)	Resident / Fellow Member	(%)	Total	(%)	Average For 14 Medium to Large Chapters	(%)	Average For All 75 Chapters	(%)
Female	2	13.3%	120	17.8%	528	33.9%	216	46.9%	866	32.0%	579.5	31.3%	425.6	30.3%
Male	13	86.7%	542	80.5%	958	61.6%	226	49.0%	1739	64.3%	1164.8	62.8%	898.2	64.0%
Unspecified	0	0.0%	11	1.6%	70	4.5%	19	4.1%	100	3.7%	109.2	5.9%	78.7	5.6%
Total	15		673		1556		461		2705		1853.5		1402.6	

## Chapter Council by Gender

Gender	North Carolina	(%)	Average For 14 Medium to Large Chapters	(%)	Average For All 75 Chapters	(%)
Female	5	29.4%	9.9	36.3%	6.6	32.9%
Male	12	70.6%	16.9	61.9%	12.8	63.6%
Unspecified	0	0.0%	0.5	1.8%	0.7	3.5%
Total	17	100.0%	27.4	100.0%	20.1	100.0%

## Chapter Membership by Training

Training	Master	(%)	Fellow	(%)	Member	(%)	Resident / Fellow Member	(%)	Total	(%)	Average For 14 Medium to Large Chapters	(%)	Average For All 75 Chapters	(%)
US/Canada	15	100.0%	538	79.9%	1123	72.2%	371	80.5%	2047	75.7%	1298.4	70.1%	918.8	65.5%
IMG	0	0.0%	135	20.1%	433	27.8%	90	19.5%	658	24.3%	555.1	30.0%	483.8	34.5%
Unspecified	0	0.0%	0	0.0%	0	0.0%	0	0.0%	0	0.0%	0.0	0.0%	0.0	0.0%
Total	15		673		1556		461		2705		1853.5		1402.6	

## Chapter Council by Training

Training	North Carolina	(%)	Average For 14 Medium to Large Chapters	(%)	Average For All 75 Chapters	(%)
US/Canada	16	94.1%	22.4	81.7%	15.7	78.1%
IMG	1	5.9%	5.0	18.3%	4.4	21.7%
Unspecified	0	0.0%	0.0	0.0%	0.0	0.2%
Total	17	100.0%	27.4	100.0%	20.1	100.0%



## Chapter Membership by Subspecialty

Primary Specialty	Master	(%)	Fellow	(%)	Member	(%)	Resident / Fellow Member	(%)	Total	(%)	Average For 14 Medium to Large Chapters	(%)	Average For All 75 Chapters	(%)
Adolescent Medicine	0	0.0%	0	0.0%	3	0.2%	0	0.0%	3	0.1%	1.8	0.1%	1.4	0.1%
Allergy and Immunology	0	0.0%	1	0.1%	5	0.3%	0	0.0%	6	0.2%	8.8	0.5%	6.3	0.5%
Cardiovascular Disease	1	6.7%	59	8.8%	33	2.1%	0	0.0%	93	3.4%	59.6	3.2%	53.5	3.8%
Critical Care Medicine	0	0.0%	6	0.9%	6	0.4%	1	0.2%	13	0.5%	12.9	0.7%	9.7	0.7%
Endocrinology, Diabetes, Metabolism	0	0.0%	15	2.2%	17	1.1%	0	0.0%	32	1.2%	31.6	1.7%	25.9	1.8%
Family Medicine\General Practitioner	0	0.0%	0	0.0%	0	0.0%	0	0.0%	0	0.0%	0.1	0.0%	0.1	0.0%
Gastroenterology	1	6.7%	42	6.2%	37	2.4%	1	0.2%	81	3.0%	50.4	2.7%	39.8	2.8%
Geriatric Medicine	2	13.3%	18	2.7%	23	1.5%	0	0.0%	43	1.6%	24.0	1.3%	19.1	1.4%
Gynecology	0	0.0%	0	0.0%	0	0.0%	0	0.0%	0	0.0%	0.0	0.0%	0.0	0.0%
Hematology	0	0.0%	6	0.9%	4	0.3%	0	0.0%	10	0.4%	7.5	0.4%	5.6	0.4%
Hematology/Oncology	0	0.0%	21	3.1%	23	1.5%	0	0.0%	44	1.6%	34.6	1.9%	26.3	1.9%
Hospice & Palliative Medicine	0	0.0%	1	0.1%	3	0.2%	0	0.0%	4	0.1%	4.8	0.3%	3.7	0.3%
Hospital Medicine	0	0.0%	44	6.5%	179	11.5%	0	0.0%	223	8.2%	125.4	6.8%	76.9	5.5%
Infectious Disease	0	0.0%	35	5.2%	21	1.3%	0	0.0%	56	2.1%	43.2	2.3%	33.6	2.4%
Internal Medicine	7	46.7%	293	43.5%	813	52.2%	27	5.9%	1140	42.1%	743.0	40.1%	545.8	38.9%
Medical Oncology	0	0.0%	20	3.0%	12	0.8%	0	0.0%	32	1.2%	19.0	1.0%	15.0	1.1%
Medicine-Pediatrics	0	0.0%	11	1.6%	57	3.7%	3	0.7%	71	2.6%	38.8	2.1%	21.9	1.6%
Nephrology	1	6.7%	34	5.1%	41	2.6%	0	0.0%	76	2.8%	45.6	2.5%	34.7	2.5%
Neurology	1	6.7%	4	0.6%	4	0.3%	0	0.0%	9	0.3%	5.5	0.3%	5.1	0.4%
Obstetrics	0	0.0%	0	0.0%	0	0.0%	0	0.0%	0	0.0%	0.0	0.0%	0.0	0.0%
Pediatrics	0	0.0%	1	0.1%	0	0.0%	0	0.0%	1	0.0%	0.1	0.0%	0.1	0.0%
Pulmonary Disease	0	0.0%	19	2.8%	23	1.5%	0	0.0%	42	1.6%	33.4	1.8%	26.9	1.9%
Rheumatology	1	6.7%	12	1.8%	25	1.6%	0	0.0%	38	1.4%	28.1	1.5%	22.2	1.6%
Sleep Medicine	0	0.0%	0	0.0%	0	0.0%	0	0.0%	0	0.0%	2.1	0.1%	1.3	0.1%
Sports Medicine	0	0.0%	0	0.0%	0	0.0%	0	0.0%	0	0.0%	0.6	0.0%	0.8	0.1%
Surgery	0	0.0%	0	0.0%	0	0.0%	0	0.0%	0	0.0%	0.1	0.0%	0.0	0.0%
Other/Unspecified	1	6.7%	31	4.6%	227	14.6%	429	93.1%	688	25.4%	532.5	28.7%	426.8	30.4%
Total	15		673		1556		461		2705		1853.5		1402.6	

## Chapter Council by Subspecialty

Primary Specialty	North Carolina	(%)	Average For 14 Medium to Large Chapters	(%)	Average For All 75 Chapters	(%)
Adolescent Medicine	0	0.0%	0.0	0.0%	0.0	0.1%
Allergy and Immunology	0	0.0%	0.0	0.0%	0.1	0.3%

## Chapter Council by Subspecialty

Primary Specialty	North Carolina	(%)	Average For 14 Medium to Large Chapters	(%)	Average For All 75 Chapters	(%)
Cardiovascular Disease	0	0.0%	0.4	1.6%	0.3	1.6%
Critical Care Medicine	0	0.0%	0.1	0.5%	0.2	0.9%
Endocrinology, Diabetes, Metabolism	0	0.0%	0.1	0.5%	0.4	2.1%
Family Medicine\General Practitioner	0	0.0%	0.0	0.0%	0.0	0.0%
Gastroenterology	0	0.0%	0.2	0.8%	0.3	1.3%
Geriatric Medicine	0	0.0%	0.3	1.0%	0.3	1.3%
Gynecology	0	0.0%	0.0	0.0%	0.0	0.0%
Hematology	0	0.0%	0.1	0.3%	0.1	0.5%
Hematology/Oncology	0	0.0%	0.2	0.8%	0.2	1.1%
Hospice & Palliative Medicine	0	0.0%	0.0	0.0%	0.1	0.3%
Hospital Medicine	2	11.8%	2.1	7.8%	1.8	8.8%
Infectious Disease	0	0.0%	0.6	2.3%	0.8	3.9%
Internal Medicine	13	76.5%	15.7	57.4%	10.4	51.5%
Medical Oncology	0	0.0%	0.1	0.3%	0.1	0.3%
Medicine-Pediatrics	0	0.0%	0.5	1.8%	0.4	2.0%
Nephrology	0	0.0%	0.4	1.6%	0.4	2.0%
Neurology	0	0.0%	0.0	0.0%	0.0	0.1%
Obstetrics	0	0.0%	0.0	0.0%	0.0	0.0%
Pediatrics	0	0.0%	0.0	0.0%	0.0	0.0%
Pulmonary Disease	1	5.9%	0.4	1.6%	0.4	2.1%
Rheumatology	0	0.0%	0.6	2.3%	0.4	1.9%
Sleep Medicine	0	0.0%	0.0	0.0%	0.0	0.0%
Sports Medicine	0	0.0%	0.0	0.0%	0.0	0.0%
Surgery	0	0.0%	0.0	0.0%	0.0	0.0%
Other/Unspecified	1	5.9%	5.3	19.3%	3.6	18.0%
Total	17	100.0%	27.4	100.0%	20.1	100.0%

**IV. Chapter Early Career Physicians**

## Chapter Early Career Physicians by Gender

Gender	Master	(%)	Fellow	(%)	Member	(%)	Total	(%)	Average For 14 Medium to Large Chapters	(%)	Average For All 75 Chapters	(%)
Female	0	0.0%	26	50.0%	249	44.4%	275	44.9%	183.0	44.4%	125.1	43.2%
Male	0	0.0%	24	46.2%	279	49.7%	303	49.4%	204.3	49.6%	147.3	50.8%
Unspecified	0	0.0%	2	3.8%	33	5.9%	35	5.7%	24.6	6.0%	17.5	6.0%
Total	0		52		561		613		411.9		290.0	

## Chapter Early Career Physicians by Subspecialty

Primary Specialty	Master	(%)	Fellow	(%)	Member	(%)	Total	(%)	Average For 14 Medium to Large Chapters	(%)	Average For All 75 Chapters	(%)
Adolescent Medicine	0	0.0%	0	0.0%	1	0.2%	1	0.2%	0.8	0.2%	0.4	0.1%
Allergy and Immunology	0	0.0%	0	0.0%	2	0.4%	2	0.3%	1.0	0.2%	0.9	0.3%
Cardiovascular Disease	0	0.0%	0	0.0%	3	0.5%	3	0.5%	3.6	0.9%	3.4	1.2%
Critical Care Medicine	0	0.0%	0	0.0%	3	0.5%	3	0.5%	3.4	0.8%	1.9	0.7%
Endocrinology, Diabetes, Metabolism	0	0.0%	1	1.9%	6	1.1%	7	1.1%	3.2	0.8%	2.3	0.8%
Family Medicine\General Practitioner	0	0.0%	0	0.0%	0	0.0%	0	0.0%	0.0	0.0%	0.0	0.0%
Gastroenterology	0	0.0%	0	0.0%	3	0.5%	3	0.5%	3.4	0.8%	2.5	0.9%
Geriatric Medicine	0	0.0%	0	0.0%	6	1.1%	6	1.0%	3.2	0.8%	2.6	0.9%
Gynecology	0	0.0%	0	0.0%	0	0.0%	0	0.0%	0.0	0.0%	0.0	0.0%
Hematology	0	0.0%	0	0.0%	0	0.0%	0	0.0%	0.5	0.1%	0.4	0.2%
Hematology/Oncology	0	0.0%	3	5.8%	5	0.9%	8	1.3%	5.1	1.2%	3.3	1.1%
Hospice & Palliative Medicine	0	0.0%	0	0.0%	1	0.2%	1	0.2%	1.6	0.4%	1.1	0.4%
Hospital Medicine	0	0.0%	13	25.0%	100	17.8%	113	18.4%	65.6	15.9%	40.5	14.0%
Infectious Disease	0	0.0%	2	3.8%	9	1.6%	11	1.8%	6.4	1.6%	5.4	1.9%
Internal Medicine	0	0.0%	28	53.8%	208	37.1%	236	38.5%	167.4	40.6%	122.8	42.3%
Medical Oncology	0	0.0%	0	0.0%	2	0.4%	2	0.3%	0.8	0.2%	1.0	0.3%
Medicine-Pediatrics	0	0.0%	1	1.9%	24	4.3%	25	4.1%	19.1	4.6%	11.2	3.8%
Nephrology	0	0.0%	1	1.9%	7	1.2%	8	1.3%	6.1	1.5%	5.0	1.7%
Neurology	0	0.0%	0	0.0%	0	0.0%	0	0.0%	0.7	0.2%	0.4	0.1%
Obstetrics	0	0.0%	0	0.0%	0	0.0%	0	0.0%	0.0	0.0%	0.0	0.0%
Pediatrics	0	0.0%	1	1.9%	0	0.0%	1	0.2%	0.1	0.0%	0.1	0.0%
Pulmonary Disease	0	0.0%	0	0.0%	4	0.7%	4	0.7%	3.1	0.8%	2.7	0.9%
Rheumatology	0	0.0%	1	1.9%	5	0.9%	6	1.0%	3.1	0.8%	2.7	0.9%
Sleep Medicine	0	0.0%	0	0.0%	0	0.0%	0	0.0%	0.2	0.1%	0.2	0.1%
Sports Medicine	0	0.0%	0	0.0%	0	0.0%	0	0.0%	0.3	0.1%	0.3	0.1%

## Chapter Early Career Physicians by Subspecialty

Primary Specialty	Master	(%)	Fellow	(%)	Member	(%)	Total	(%)	Average For 14 Medium to Large Chapters	(%)	Average For All 75 Chapters	(%)
Surgery	0	0.0%	0	0.0%	0	0.0%	0	0.0%	0.0	0.0%	0.0	0.0%
Other/Unspecified	0	0.0%	1	1.9%	172	30.7%	173	28.2%	113.1	27.5%	78.9	27.2%
Total	0		52		561		613		411.9		290.0	

## Early Career Physicians on Chapter Council

	North Carolina		Average For 14 Medium to Large Chapters		Average For All 75 Chapters	
		(%)		(%)		(%)
Total Early Career Physicians in Chapter	613	19.1%	411.9	17.1%	290.0	15.5%
Total Early Career Physicians on Council	4	23.5%	5.5	20.1%	4.2	20.7%

**V. Chapter Committees**

## Chapter Committees

Committee	North Carolina	Of 14 Medium to Large Chapters	(%)	Of All 75 Chapters	(%)
Awards	Yes	14	100.0%	65	86.7%
Chapter Meeting Program	Yes	14	100.0%	65	86.7%
Communications	No	3	21.4%	19	25.3%
Credentialing	No	3	21.4%	21	28.0%
Diversity	No	2	14.3%	10	13.3%
Early Career Physicians	Yes	14	100.0%	58	77.3%
Finance	Yes	13	92.9%	67	89.3%
Health and Public Policy	Yes	14	100.0%	50	66.7%
Health Information Technology	No	1	7.1%	9	12.0%
Hospitalist	Yes	10	71.4%	35	46.7%
International Medical Graduate	No	5	35.7%	11	14.7%
Medical Students	Yes	14	100.0%	63	84.0%
Membership	Yes	13	92.9%	67	89.3%
Nominations	Yes	13	92.9%	52	69.3%
Resident/Fellow Members	Yes	12	85.7%	53	70.7%
Volunteerism	No	2	14.3%	7	9.3%
Womens	No	7	50.0%	18	24.0%
Other-Resident Projects Initiative	Yes				

**VI. Chapter Activities**

## Activity: Advancement

Activity	North Carolina	Of 14 Medium to Large Chapters	(%)	Of All 75 Chapters	(%)
Governors or Council members made personal contact or sent letters/e-mails inviting eligible Members to apply for Fellowship	Yes	13	92.9 %	65	86.7 %
Held Advancement to Fellowship Mentoring Workshop	Yes	8	57.1 %	28	37.3 %
Recruited through the Invited Fellow Pathway	No	10	71.4 %	51	68.0 %
Assisted headquarters with "Most Wanted" Fellowship campaign	No	9	64.3 %	37	49.3 %
Other: Promoted advancement to Mastership.	Yes				

## Activity: Advocacy

Activity	North Carolina	Of 14 Medium to Large Chapters	(%)	Of All 75 Chapters	(%)
Contacted legislators on behalf of membership	Yes	12	85.7 %	46	61.3 %
Distributed educational materials about healthcare reform to members and patients	Yes	9	64.3 %	36	48.0 %
Invited legislators to attend meetings, visit doctor offices, clinics, etc.	Yes	5	35.7 %	18	24.0 %
Met with third party payer representatives	Yes	6	42.9 %	20	26.7 %
Monitored rule-making	Yes	6	42.9 %	31	41.3 %
Organized a "day of visits" to local legislators	Yes	7	50.0 %	20	26.7 %
Participated in Leadership Day on Capitol Hill	Yes	14	100.0 %	49	65.3 %
Presented testimony	No	7	50.0 %	21	28.0 %
Served on advisory boards	Yes	9	64.3 %	38	50.7 %
Utilized AIMn (Advocates for Internal Medicine Network) program	No	5	35.7 %	23	30.7 %
Worked with state medical societies/associations/coalitions on common health care issues	Yes	12	85.7 %	54	72.0 %
Wrote op-ed article and/or letter to the editor	No	5	35.7 %	16	21.3 %

## Activity: Awards

Activity	North Carolina	Of 14 Medium to Large Chapters	(%)	Of All 75 Chapters	(%)
Nominated someone for a national award	No	9	64.3 %	40	53.3 %
Resident/Fellow award	No	6	42.9 %	35	46.7 %
Community Service/Volunteerism award	Yes	9	64.3 %	27	36.0 %
Distinguished Internist award	No	6	42.9 %	22	29.3 %
Laureate award	Yes	13	92.9 %	54	72.0 %
Medical Student award	No	7	50.0 %	33	44.0 %
Teaching award	No	8	57.1 %	30	40.0 %
Advocacy award	No	4	28.6 %	13	17.3 %

## Activity: Collaboration

Activity	North Carolina	Of 14 Medium to Large Chapters	(%)	Of All 75 Chapters	(%)
Chapter creates opportunities to initiate and engage other organizations in collaborative efforts to benefit our members	Yes	7	50.0 %	47	62.7 %
Formed partnership with public interest/charity based organization	No	5	35.7 %	18	24.0 %
Worked with another ACP chapter	Yes	12	85.7 %	48	64.0 %
Worked with state medical societies/associations/coalitions	Yes	11	78.6 %	60	80.0 %
Worked with Pri-Med	No	0	0.0 %	3	4.0 %

## Activity: Communications

Activity	North Carolina	Of 14 Medium to Large Chapters	(%)	Of All 75 Chapters	(%)
Chapter engages council and/or members in the resolutions review process	No	10	71.4 %	54	72.0 %
Conducted survey of membership	No	7	50.0 %	30	40.0 %
Created and/or managed a Facebook page	No	6	42.9 %	31	41.3 %
Created and/or managed a Twitter page	No	3	21.4 %	11	14.7 %
Created and/or managed a website hosted locally	No	1	7.1 %	12	16.0 %
Created and managed any other social medial tools (LinkedIn, etc.)	Yes	2	14.3 %	8	10.7 %
Developed and implemented a communication plan	Yes	5	35.7 %	24	32.0 %
Produced and sent Governor's Newsletter electronically through headquarters	Yes	11	78.6 %	58	77.3 %
Produced and sent Governor's Newsletter locally	Yes	4	28.6 %	19	25.3 %
Regularly provide new content for chapter web site	Yes	11	78.6 %	44	58.7 %
Sent e-mails to membership on non-meeting related topics	No	10	71.4 %	56	74.7 %

## Activity: Diversity

Activity	North Carolina	Of 14 Medium to Large Chapters	(%)	Of All 75 Chapters	(%)
Chapter has a diversity policy that drives initiatives to ensure inclusion of all members	No	3	21.4 %	15	20.0 %
Chapter annually reviews council and committee composition to ensure it reflects expertise, influence, and membership demographics of the chapter for continued development of diverse pipeline of leaders	No	9	64.3 %	47	62.7 %
Chapter has established pathways for greater involvement of various generational and cultural backgrounds	No	2	14.3 %	12	16.0 %
Hosts networking sessions that meet the needs of their diverse membership	No	6	42.9 %	15	20.0 %
Features diverse members as faculty for chapter meetings and other educational events	No	11	78.6 %	45	60.0 %

## Activity: Early Career Physicians

Activity	North Carolina	Of 14 Medium to Large Chapters	(%)	Of All 75 Chapters	(%)
Developed a Chapter CECP	No	8	57.1 %	29	38.7 %
Encouraged Early Career Physicians to serve as mentors to Resident/Fellows and Students	No	7	50.0 %	33	44.0 %
Had chapter CECP Chair speak to residents annually about the transition from residency	No	3	21.4 %	13	17.3 %



## Activity: Early Career Physicians

Activity	North Carolina	Of 14 Medium to Large Chapters	(%)	Of All 75 Chapters	(%)
to the real world					
Held an event for Early Career Physicians	No	8	57.1 %	28	37.3 %
Included an article geared toward early career physicians in the Governor's Newsletter and/or produced a chapter CECF newsletter	No	7	50.0 %	20	26.7 %
Invited Early Career Physician/s to Chair/lead chapter committee(s) or join the Chapter CECF	Yes	12	85.7 %	46	61.3 %
Invited Early Career Physicians to judge chapter abstract competition	No	10	71.4 %	44	58.7 %
Offered educational or lifestyle programming geared towards Early Career Physicians	Yes	9	64.3 %	23	30.7 %

## Activity: Educational Programs

Activity	North Carolina	Of 14 Medium to Large Chapters	(%)	Of All 75 Chapters	(%)
Annual chapter scientific meeting	Yes	14	100.0 %	71	94.7 %
Conducted E-Learning activity such as webinar or webcast	No	2	14.3 %	17	22.7 %
Conducted Grand Rounds	Yes	3	21.4 %	19	25.3 %
Dinner meeting	Yes	6	42.9 %	37	49.3 %
Held educational event not associated with the chapter meeting	No	9	64.3 %	32	42.7 %
Reading retreat	Yes	3	21.4 %	13	17.3 %
SEP Module	No	12	85.7 %	36	48.0 %
Socio-economic events, such as PCMH, ACOs, and EHRs	No	3	21.4 %	9	12.0 %
Offered a lifestyle programming seminar, such as Achieving Work/Life Balance, Managing Your Financial Debt or Developing Time Management Skills	Yes	6	42.9 %	21	28.0 %

## Activity: Finance

Activity	North Carolina	Of 14 Medium to Large Chapters	(%)	Of All 75 Chapters	(%)
Chapter has established financial safeguards/business rules	Yes	13	92.9 %	58	77.3 %
Chapter has prepared an annual budget for the chapter's fiscal year	Yes	13	92.9 %	60	80.0 %
Chapter has an investment policy statement and plan for excess reserves	Yes	8	57.1 %	24	32.0 %

## Activity: Hospitalist

Activity	North Carolina	Of 14 Medium to Large Chapters	(%)	Of All 75 Chapters	(%)
Held a Hospitalist event at chapter meeting	No	6	42.9 %	25	33.3 %
Held standalone networking event for Hospitalists	No	3	21.4 %	9	12.0 %
Include Hospitalist member on Governor's Council	Yes	13	92.9 %	51	68.0 %
Included a Hospitalist track at chapter meeting	Yes	9	64.3 %	26	34.7 %
Included an article geared toward Hospitalists in the Governor's Newsletter	Yes	4	28.6 %	10	13.3 %
Invited Hospitalist to chapter meeting with special letter	Yes	3	21.4 %	14	18.7 %
Partnered with local chapter of Society of Hospital Medicine	No	3	21.4 %	12	16.0 %

## Activity: Leadership Development

Activity	North Carolina	Of 14 Medium to Large Chapters	(%)	Of All 75 Chapters	(%)
Chapter has a new or established Strategic Plan that measures outcomes and engages membership in the implementation of their strategies	No	5	35.7 %	22	29.3 %
Held leadership development networking event	No	3	21.4 %	13	17.3 %
Held retreat for chapter leadership	No	1	7.1 %	13	17.3 %
Recognized local leaders in newsletter, web site or e-mail	Yes	12	85.7 %	49	65.3 %
Sponsored chapter leaders' attendance at Internal Medicine to attend the CLN and/or leadership development programming	Yes	1	7.1 %	14	18.7 %
Offered leadership development courses at the chapter meeting or via an online forum	No	2	14.3 %	16	21.3 %

## Activity: Medical Students

Activity	North Carolina	Of 14 Medium to Large Chapters	(%)	Of All 75 Chapters	(%)
Abstract/Research competitions	No	12	85.7 %	51	68.0 %
Breakfast/Lunch/Dinner/Reception	Yes	10	71.4 %	43	57.3 %
Community Based Teaching	Yes	5	35.7 %	23	30.7 %
Internal Medicine career workshop/panel/presentation	No	9	64.3 %	38	50.7 %
Mentoring Program	No	3	21.4 %	29	38.7 %
Met with Clerkship Directors	Yes	7	50.0 %	29	38.7 %
Offered financial Support for Medical Students to Attend Internal Medicine Meeting	Yes	9	64.3 %	42	56.0 %
Offered financial support for Medical Students to attend Leadership Day	No	12	85.7 %	35	46.7 %
Preceptorship	No	2	14.3 %	10	13.3 %
Residency fair	No	2	14.3 %	10	13.3 %
Supported Internal Medicine Club/Interest Group	Yes	12	85.7 %	50	66.7 %
Work with faculty at medical schools on ACP related programs	Yes	11	78.6 %	53	70.7 %

## Activity: Recruitment

Activity	North Carolina	Of 14 Medium to Large Chapters	(%)	Of All 75 Chapters	(%)
Developed formal chapter specific recruitment and retention plan	Yes	6	42.9 %	22	29.3 %
Assisted headquarters in recruiting new members through the "Most Wanted" campaign	No	6	42.9 %	34	45.3 %
Attended non-ACP meetings to recruit new members	Yes	7	50.0 %	31	41.3 %
Contacted Clerkship Directors to encourage students to apply for membership	Yes	10	71.4 %	44	58.7 %
Contacted Program Directors to encourage residents to apply for membership\assisted headquarters with Recruit-a-Resident outreach	No	11	78.6 %	49	65.3 %
Followed up with nonmembers who attended the chapter meeting, encouraging them to join	Yes	5	35.7 %	37	49.3 %
Gave presentation at local hospital or institution promoting ACP membership	No	5	35.7 %	32	42.7 %
Met with students/IMIG Leaders at medical schools to discuss benefits of membership\assisted headquarters with IMIG sponsorship program outreach	No	9	64.3 %	36	48.0 %
Purchased list of nonmember physicians to assist with recruitment efforts	No	4	28.6 %	11	14.7 %

## Activity: Recruitment

Activity	North Carolina	Of 14 Medium to Large Chapters	(%)	Of All 75 Chapters	(%)
Sent letters/e-mails encouraging nonmembers to apply for membership	Yes	5	35.7 %	35	46.7 %

## Activity: Resident/Fellow Members

Activity	North Carolina	Of 14 Medium to Large Chapters	(%)	Of All 75 Chapters	(%)
Abstract/Research competitions	Yes	14	100.0 %	62	82.7 %
Resident/Fellow Members freestanding meeting	Yes	8	57.1 %	29	38.7 %
Resident/Fellow Members newsletter	No	3	21.4 %	10	13.3 %
Chief Residents council	Yes	6	42.9 %	20	26.7 %
Held meeting with Chief Residents	No	4	28.6 %	22	29.3 %
Jeopardy or challenge bowl type competition	Yes	13	92.9 %	55	73.3 %
Mentoring opportunities	No	8	57.1 %	43	57.3 %
Offered Financial Support for Resident/Fellow Members to Attend Internal Medicine Meeting	Yes	13	92.9 %	56	74.7 %
Offered Financial Support for Resident/Fellow Members to Attend Leadership Day	Yes	11	78.6 %	35	46.7 %
Work with Program Directors within the region on ACP related programs	Yes	13	92.9 %	55	73.3 %
Workshop/panel discussion/presentation	Yes	8	57.1 %	34	45.3 %

## Activity: Retention

Activity	North Carolina	Of 14 Medium to Large Chapters	(%)	Of All 75 Chapters	(%)
Contacted dues delinquents to keep them on as members	Yes	9	64.3 %	46	61.3 %
Contacted unpaid members to maintain their membership	Yes	8	57.1 %	47	62.7 %
Sent letters/e-mails inviting terminating Resident/Fellow Members to apply for Membership	No	5	35.7 %	27	36.0 %

## Activity: Volunteerism

Activity	North Carolina	Of 14 Medium to Large Chapters	(%)	Of All 75 Chapters	(%)
Conducted non-medical community service or fundraising activity (e.g. 5K/Fun Run/Clothing for Food Drive)	No	2	14.3 %	10	13.3 %
Featured volunteer activities or opportunities in the Governor's newsletter or web site	Yes	6	42.9 %	21	28.0 %
Organized free medical care event	No	1	7.1 %	5	6.7 %
Participated in Health Fair	No	1	7.1 %	6	8.0 %
Set up community or institutional clinic	No	0	0.0 %	5	6.7 %

## Activity: Other

Activity	North Carolina	Of 14 Medium to Large Chapters	(%)	Of All 75 Chapters	(%)
No Activities					

**VII. Chapter Meetings**

## Meeting Components

Meeting	Component	North Carolina	Of 14 Medium to Large Chapter Meetings	(%)	Of All 67 Chapter Meetings	(%)
North Carolina Chapter Meeting	Town Meeting	No	6	42.9%	26	38.8%
	Business Meeting	Yes	7	50.0%	23	34.3%
	Socio-Economic Issues	No	12	85.7%	40	59.7%
	High Value Care Cases	No	6	42.9%	21	31.3%
	Advocacy	No	6	42.9%	20	29.9%
	Medical Student Events	Yes	11	78.6%	38	56.7%
	Resident/Fellow Members Events	Yes	14	100.0%	56	83.6%
	Recruitment and Retention	Yes	7	50.0%	15	22.4%
	Women Physician Program	Yes	6	42.9%	10	14.9%
	Early Career Physician Program	Yes	6	42.9%	14	20.9%
	Awards	Yes	14	100.0%	53	79.1%
	Mentoring Event	Yes	7	50.0%	19	28.4%
	Hospitalist Program/Event	Yes	13	92.9%	30	44.8%
	Spouse/Guest Program	Yes	1	7.1%	2	3.0%
	Child Care	Yes	1	7.1%	4	6.0%
	Exhibits	Yes	14	100.0%	57	85.1%
	Social Events	Yes	13	92.9%	51	76.1%
	MOC Activity	No	13	92.9%	32	47.8%
	Clinical Skills Modules	No	6	42.9%	25	37.3%
	Concurrent Sessions	Yes	11	78.6%	34	50.8%
	Other Co-Sponsor	No	0	0.0%	13	19.4%
	ACP Handled the Registrations	No	8	57.1%	33	49.3%
	CME Obtained From ACP	Yes	13	92.9%	46	68.7%
	CME Obtained From Other Organization	No	1	7.1%	21	31.3%

## Attendance by Member Class

Meeting	Member Class	North Carolina	Average For 14 Medium to Large Chapter Meetings	(%)	Average For All 67 Chapter Meetings	(%)
North Carolina Chapter Meeting	Master	4	5.5	2.2%	3.2	1.8%
	Fellow	52	53.6	20.9%	34.7	19.2%
	Member	48	47.6	18.6%	28.9	16.0%
	Resident/Fellow Member	68	81.4	31.8%	44.9	24.9%
	Honorary Fellow	0	0.0	0.0%	0.0	0.0%
	Medical Student Member	26	30.6	12.0%	18.7	10.4%
	Affiliate	0	0.2	0.1%	0.1	0.1%

## Attendance by Member Class

Meeting	Member Class	North Carolina	Average For 14 Medium to Large Chapter Meetings	(%)	Average For All 67 Chapter Meetings	(%)
	Physician Affiliate	0	0.0	0.0%	0.3	0.1%
	Nonmember Physician	34	28.2	11.0%	38.6	21.4%
	Medical Student Nonmember	1	3.1	1.2%	2.1	1.2%
	Nonmember Allied Health Professional	0	0.7	0.3%	1.0	0.5%
	All Other	0	4.4	1.7%	7.7	4.3%
	Total	233	255.5	99.9%	180.2	100.0%

## Attendance by Member Age

Meeting	Age	North Carolina	Average For 14 Medium to Large Chapter Meetings	(%)	Average For All 67 Chapter Meetings	(%)
North Carolina Chapter Meeting	20's	60	73.9	28.9%	43.5	24.1%
	30's	69	67.3	26.3%	39.1	21.7%
	40's	37	32.0	12.5%	20.0	11.1%
	50's	24	30.1	11.8%	19.0	10.6%
	60's	23	21.6	8.4%	14.4	8.0%
	70's	1	1.1	0.4%	0.7	0.4%
	80+	6	8.4	3.3%	5.6	3.1%
	Unspecified	13	21.4	8.4%	37.9	21.0%
	Total	233	255.8	100.0%	180.2	100.0%

## Attendance by Gender

Meeting	Gender	North Carolina	Average For 14 Medium to Large Chapter Meetings	(%)	Average For All 67 Chapter Meetings	(%)
North Carolina Chapter Meeting	Female	95	97.6	38.1%	55.0	30.5%
	Male	118	123.9	48.4%	78.4	43.5%
	Unspecified	20	34.4	13.4%	46.8	26.0%
	Total	233	255.8	100.0%	180.3	100.0%

## Meeting: CME Credits

North Carolina	# CME Credits	Average For 14 Medium to Large Chapter Meetings	Average For All 67 Chapter Meetings
North Carolina Chapter Meeting	8.25	11.88	9.58

## Meeting Time: Hours

North Carolina	# Meeting Hours	Average For 14 Medium to Large Chapter Meetings	Average For All 67 Chapter Meetings
North Carolina Chapter Meeting	20.50	21.46	19.64

## Additional Meetings

**North Carolina**

	<b>Total Attendance</b>	<b># CME Credits</b>	<b># Meeting Hours</b>
Although a program may have been held, the chapter did not supply ACP with any attendance or schedule information.	n/a	n/a	n/a

**VIII. Chapter Finances**

## Chapter Finances

Transaction Type	Transaction Description	North Carolina	Average For 14 Medium to Large Chapters	Average For All 75 Chapters
	Beginning Balance:	\$ 342298.90	\$ 214463.36	\$ 162254.34
Deposits	Chapter Dues (Entered by ACP)	\$ 70835.00	\$ 59069.08	\$ 47600.32
	Chapter Staff Support Fund (Entered by ACP)	\$ 0.00	\$ 0.00	\$ 1896.96
	Chapter Staff Travel Stipend (Entered by ACP)	\$ 500.00	\$ 285.71	\$ 353.33
	Chapter Excellence Award (Entered by ACP)	\$ 2000.00	\$ 2000.00	\$ 1986.67
	Resident/Fellow Member Activity Stipend (Entered by ACP)	\$ 0.00	\$ 1538.40	\$ 1379.19
	Medical Students Activity Stipend (Entered by ACP)	\$ 0.00	\$ 769.20	\$ 698.96
	Chapter Development Fund (Entered by ACP)	\$ 0.00	\$ 0.00	\$ 176.93
	Evergreen (Entered by ACP)	\$ 0.00	\$ 35.71	\$ 60.00
	Recruit-A-Colleague Chapter Fund (Entered by ACP)	\$ 100.00	\$ 163.57	\$ 239.46
	Leadership Liaison Fund (Entered by ACP)	\$ 0.00	\$ 97.17	\$ 97.23
	Chapter Funds Excess Amount (Entered by ACP)	\$ 0.00	\$ 0.00	\$ 0.00
	Annual Chapter Meeting - Registration Fees	\$ 15250.00	\$ 25165.64	\$ 13344.55
	Annual Chapter Meeting - Industry Support	\$ 6750.00	\$ 9732.91	\$ 6959.46
	Annual Chapter Meeting - Other Revenue	\$ 5000.00	\$ 5787.83	\$ 2932.54
	Other Industry Support (not related to Annual Meeting)	\$ 5623.35	\$ 584.36	\$ 2526.25
	Interest Earned	\$ 25130.86	\$ 2145.18	\$ 855.75
	Other Meetings (Resident/Fellow Members, Dinner Meetings)	\$ 0.00	\$ 0.00	\$ 1594.36
	Other	\$ 0.00	\$ 1914.49	\$ 5811.12
	Total Deposits:	\$ 131189.21	\$ 109289.25	\$ 88513.10
Payments	Staff Support	\$ 48666.66	\$ 33313.14	\$ 29572.61
	Office Expenses	\$ 4300.80	\$ 3253.30	\$ 2937.77
	Council Meetings	\$ 672.19	\$ 1796.08	\$ 2271.76
	Committee Meetings	\$ 0.00	\$ 635.60	\$ 534.49
	Annual Chapter Meeting Expenses	\$ 64896.94	\$ 46844.26	\$ 27693.59
	Resident/Fellow Member Activities (Meetings, Competitions)	\$ 45000.00	\$ 8317.64	\$ 6376.12
	Other Meetings	\$ 149.12	\$ 1074.51	\$ 2158.97
	Local Travel for Chapter Activities	\$ 0.00	\$ 1011.84	\$ 592.73
	Travel to Leadership Day	\$ 6168.81	\$ 3575.35	\$ 2398.25
	Professional Fees (Accountant/Legal)	\$ 2225.00	\$ 2185.11	\$ 2142.66
	Lobbying/Advocacy	\$ 5000.00	\$ 2305.36	\$ 2176.51
	Medical Student Activities (Meetings, Competitions)	\$ 0.00	\$ 4120.52	\$ 1913.08
	National Internal Medicine Expenses	\$ 8809.69	\$ 4427.09	\$ 4011.42
	Recruitment Activities	\$ 467.10	\$ 917.47	\$ 981.08
	Early Career Physicians Activities	\$ 0.00	\$ 310.92	\$ 372.08

## Chapter Finances

Transaction Type	Transaction Description	North Carolina	Average For 14 Medium to Large Chapters	Average For All 75 Chapters
	Other Expenses (i.e. Bank Fees)	\$ 6183.88	\$ 1367.10	\$ 2498.99
	Total Payments:	\$ 192540.19	\$ 115455.27	\$ 88632.12



## Chapter Finances

Transaction Type	Transaction Description	North Carolina	Average For 14 Medium to Large Chapters	Average For All 75 Chapters
	Net Profit/Loss:	\$ -61350.98	\$ -6166.02	\$ -119.03
	Ending Balance:	\$ 280947.92	\$ 208297.34	\$ 162135.31
	# of Years to Deplete Existing Assets	1.46		