

Refining Fundoscopic Examination

Data Exports, Reports, and Stats

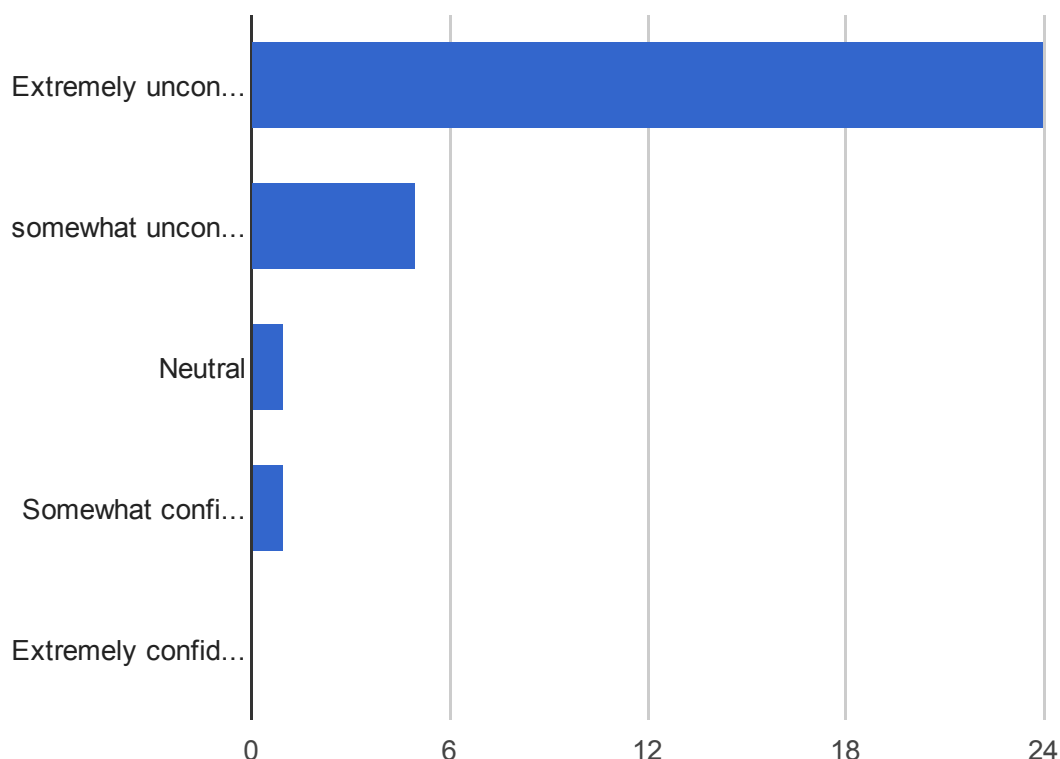
[VIDEO: How to use Data Exports, Reports, and Stats](#)

Preworkshop

How confident do you feel in using a portable retinal camera?

Total Count (N)	Missing	Unique
31	0 (0.0%)	4

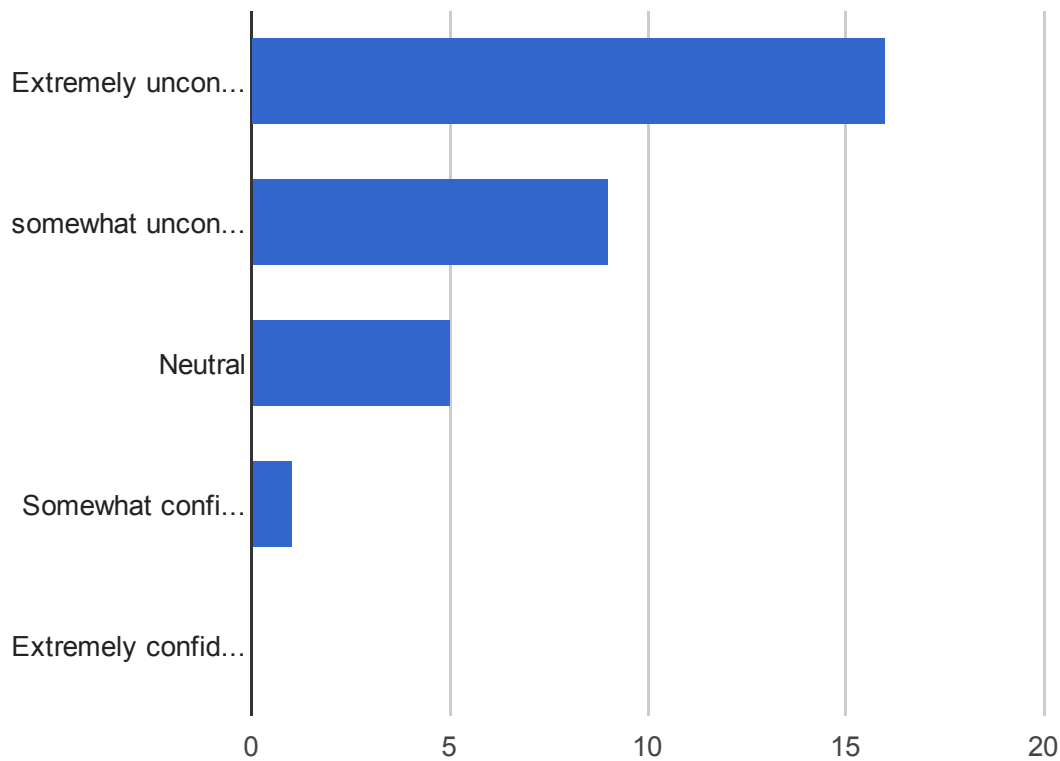
Counts/frequency: Extremely unconfident (24, 77.4%), somewhat unconfident (5, 16.1%), Neutral (1, 3.2%), Somewhat confident (1, 3.2%), Extremely confident (0, 0.0%)



How confident are you in identifying diabetic retinopathy?

Total Count (N)	Missing	Unique
31	0 (0.0%)	4

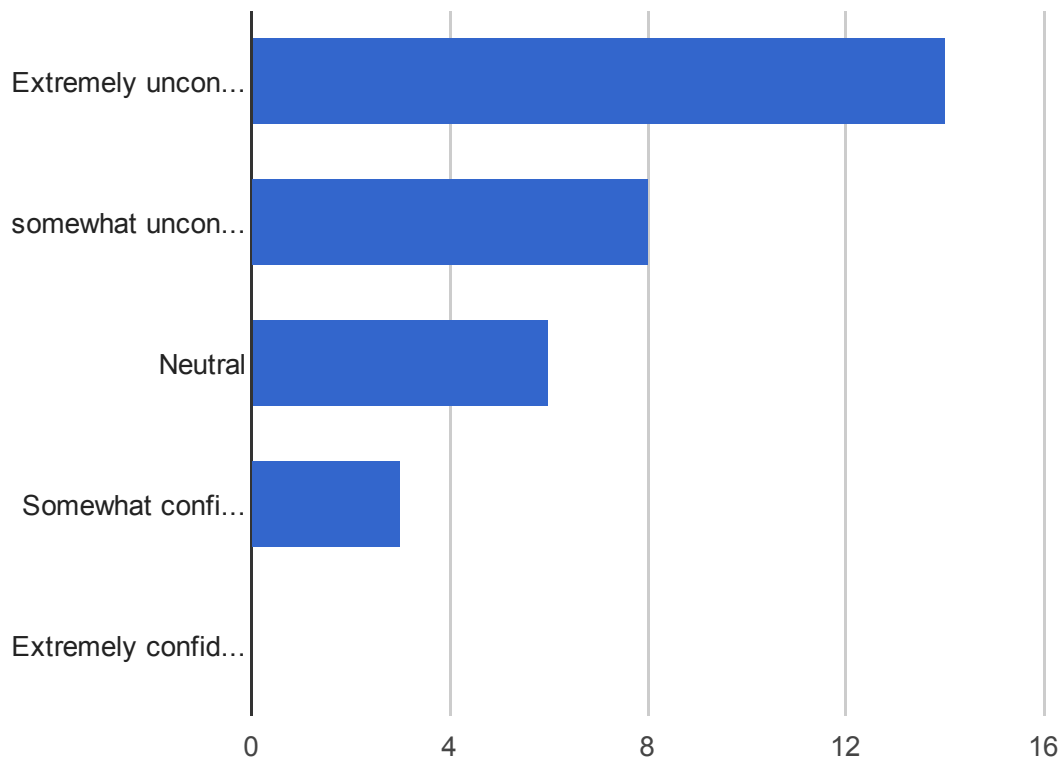
Counts/frequency: Extremely unconfident (16, 51.6%), somewhat unconfident (9, 29.0%), Neutral (5, 16.1%), Somewhat confident (1, 3.2%), Extremely confident (0, 0.0%)



How confident are you in identifying hypertensive retinopathy?

Total Count (N)	Missing	Unique
31	0 (0.0%)	4

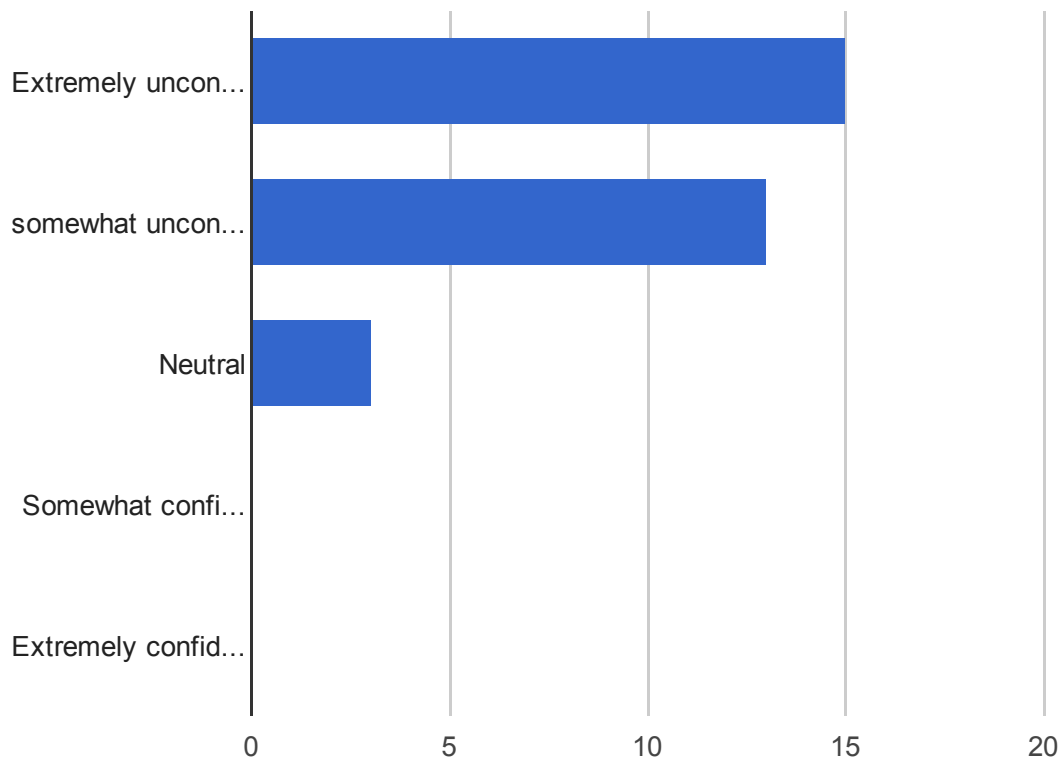
Counts/frequency: Extremely unconfident (14, 45.2%), somewhat unconfident (8, 25.8%), Neutral (6, 19.4%), Somewhat confident (3, 9.7%), Extremely confident (0, 0.0%)



How confident are you in identifying macular degeneration?

Total Count (N)	Missing	Unique
31	0 (0.0%)	3

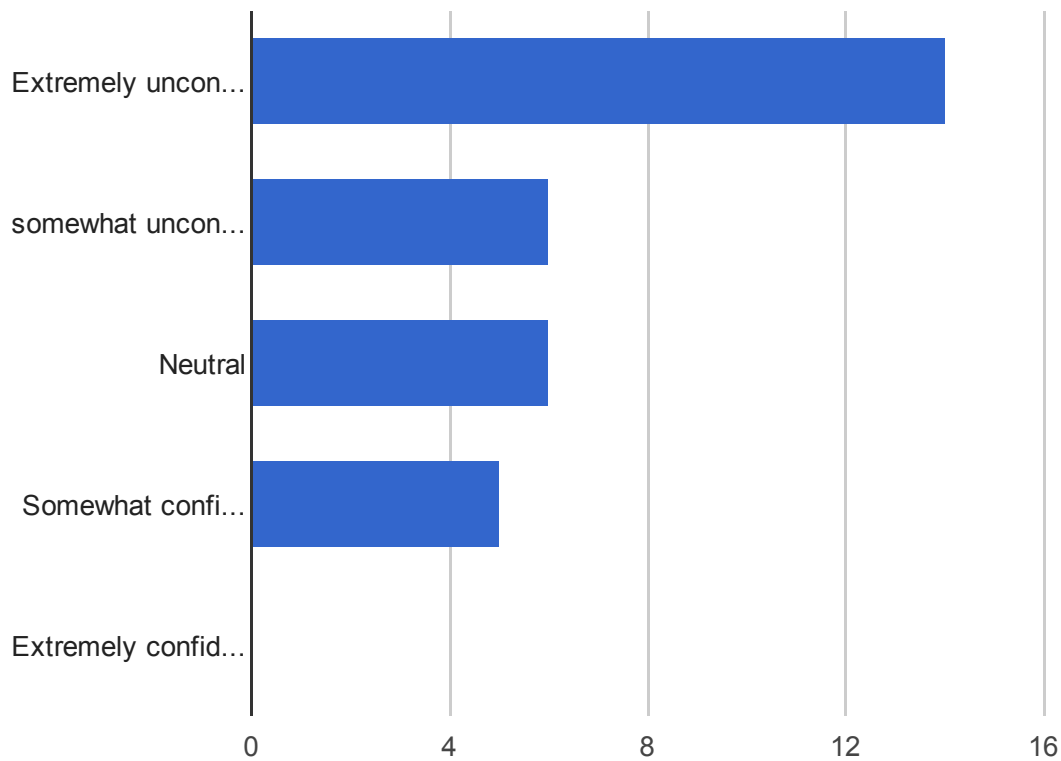
Counts/frequency: Extremely unconfident (15, 48.4%), somewhat unconfident (13, 41.9%), Neutral (3, 9.7%), Somewhat confident (0, 0.0%), Extremely confident (0, 0.0%)



How confident are you in identifying glaucoma?

Total Count (N)	Missing	Unique
31	0 (0.0%)	4

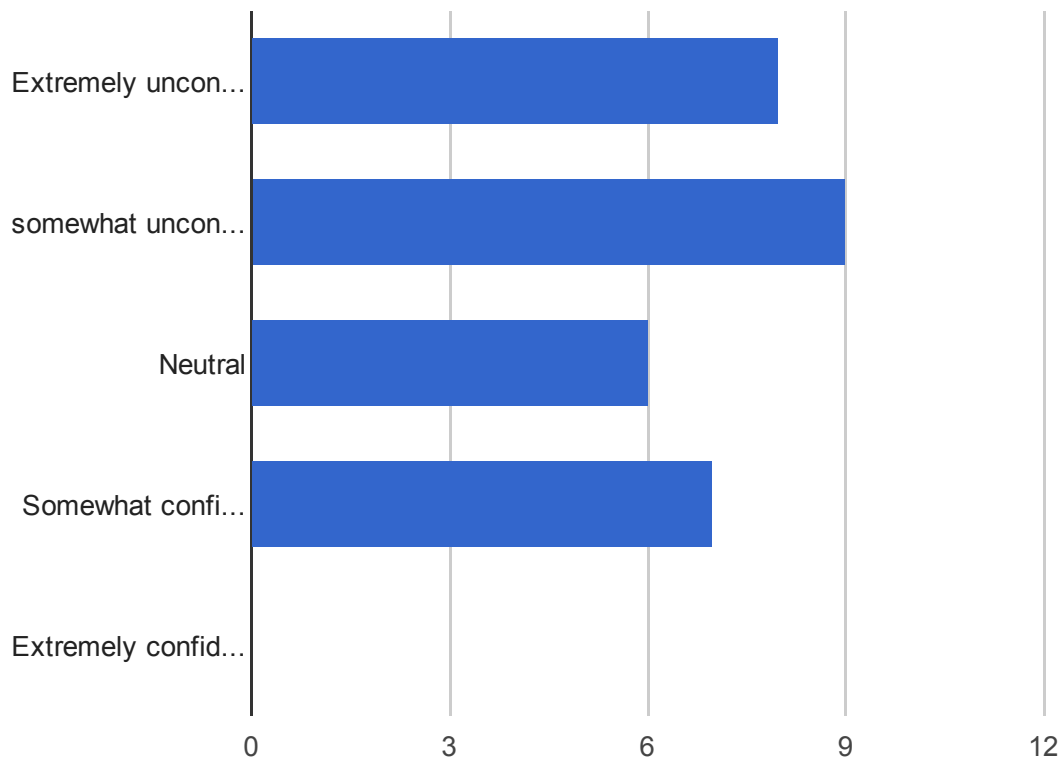
Counts/frequency: Extremely unconfident (14, 45.2%), somewhat unconfident (6, 19.4%), Neutral (6, 19.4%), Somewhat confident (5, 16.1%), Extremely confident (0, 0.0%)



How confident are you in identifying cataracts?

Total Count (N)	Missing	Unique
30	1 (3.2%)	4

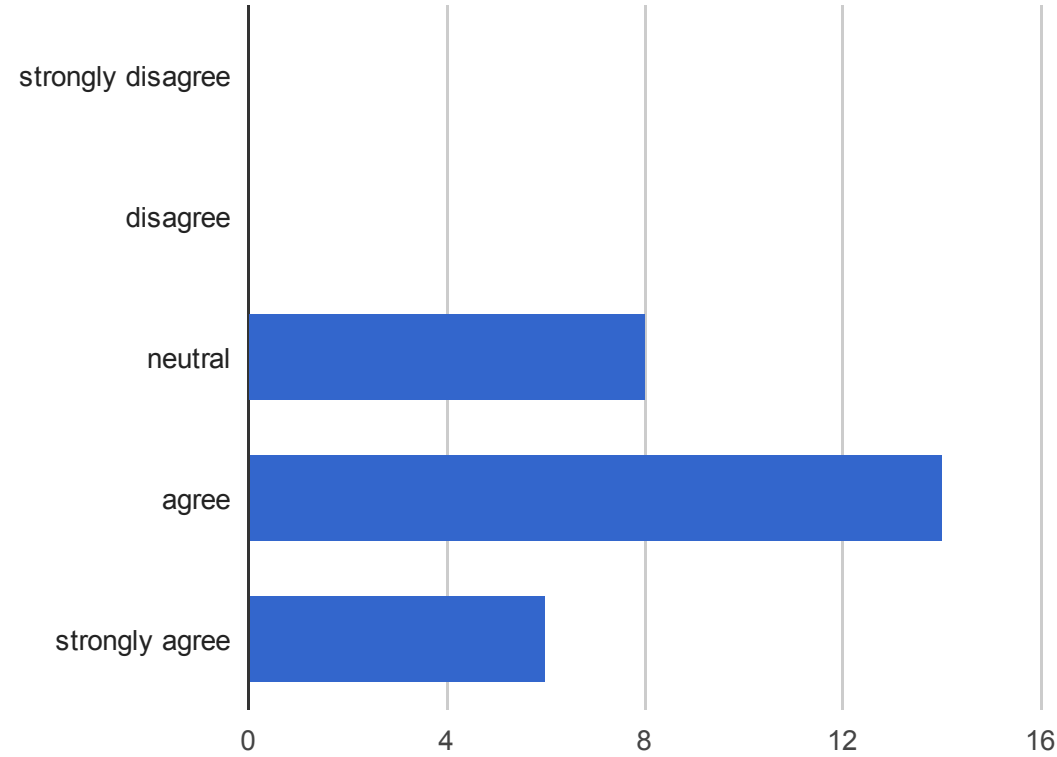
Counts/frequency: Extremely unconfident (8, 26.7%), somewhat unconfident (9, 30.0%), Neutral (6, 20.0%), Somewhat confident (7, 23.3%), Extremely confident (0, 0.0%)



Ready access to retinal photography in outpatient clinics would increase my comfort level with performing retinal screening?

Total Count (N)	Missing	Unique
28	3 (9.7%)	3

Counts/frequency: **strongly disagree** (0, 0.0%), **disagree** (0, 0.0%), **neutral** (8, 28.6%), **agree** (14, 50.0%), **strongly agree** (6, 21.4%)



Complete?

Total Count (N)	Missing	Unique
31	0 (0.0%)	2

Counts/frequency: **Incomplete** (4, 12.9%), **Unverified** (0, 0.0%), **Complete** (27, 87.1%)

